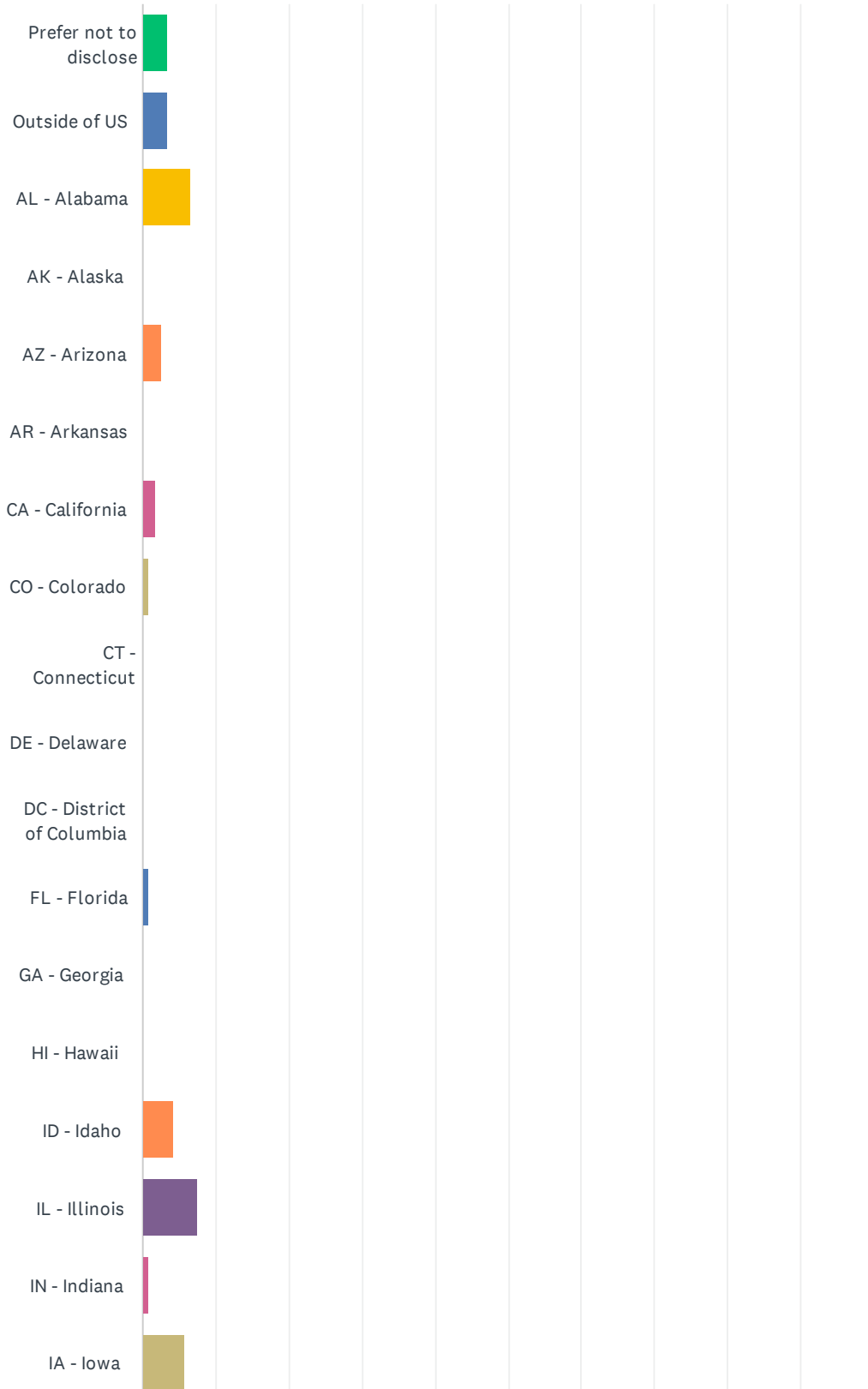
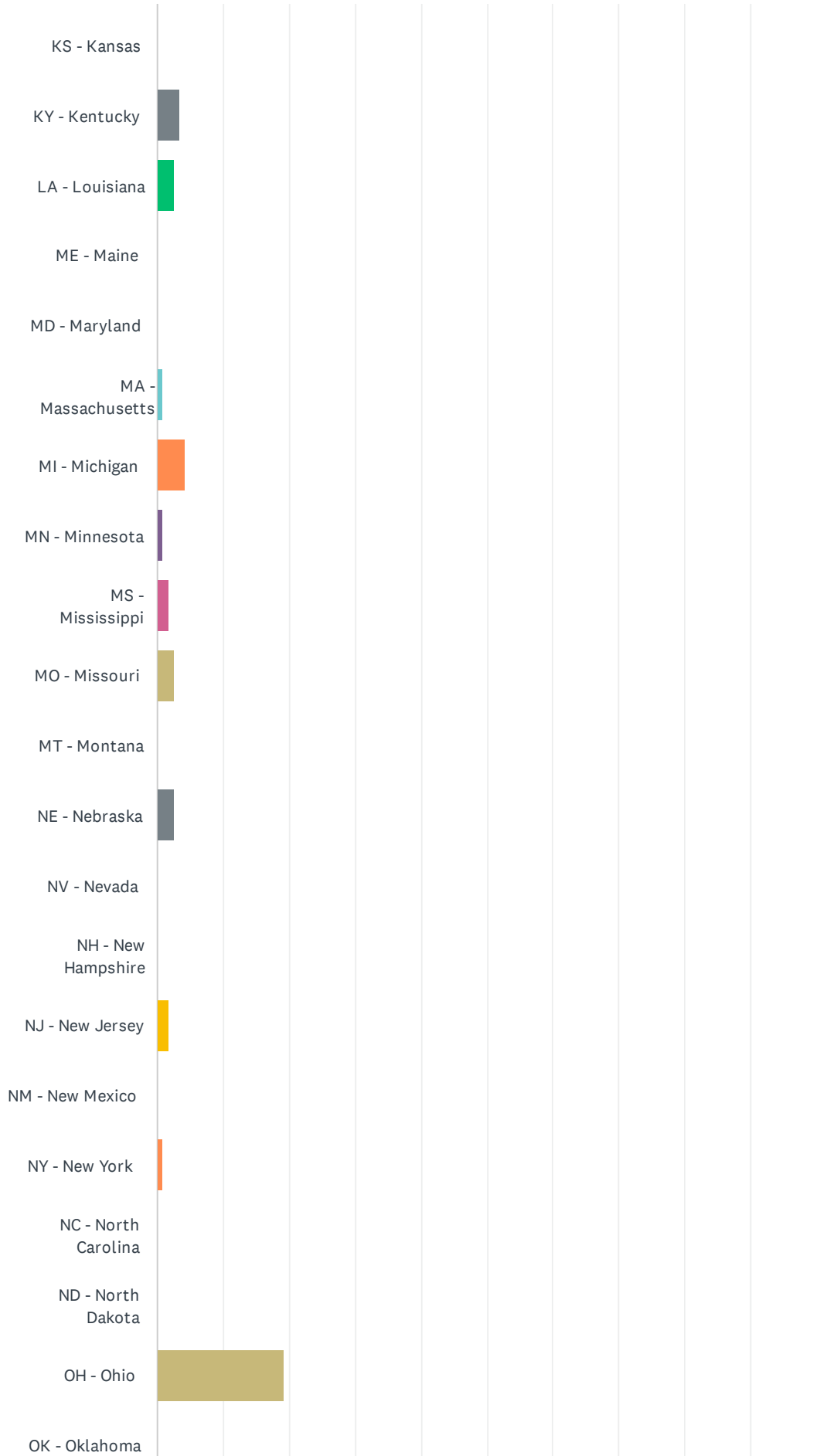


Q1 In which state do you perform the majority of your embalmings? (If you prefer not to disclose, select that option from the dropdown menu.)

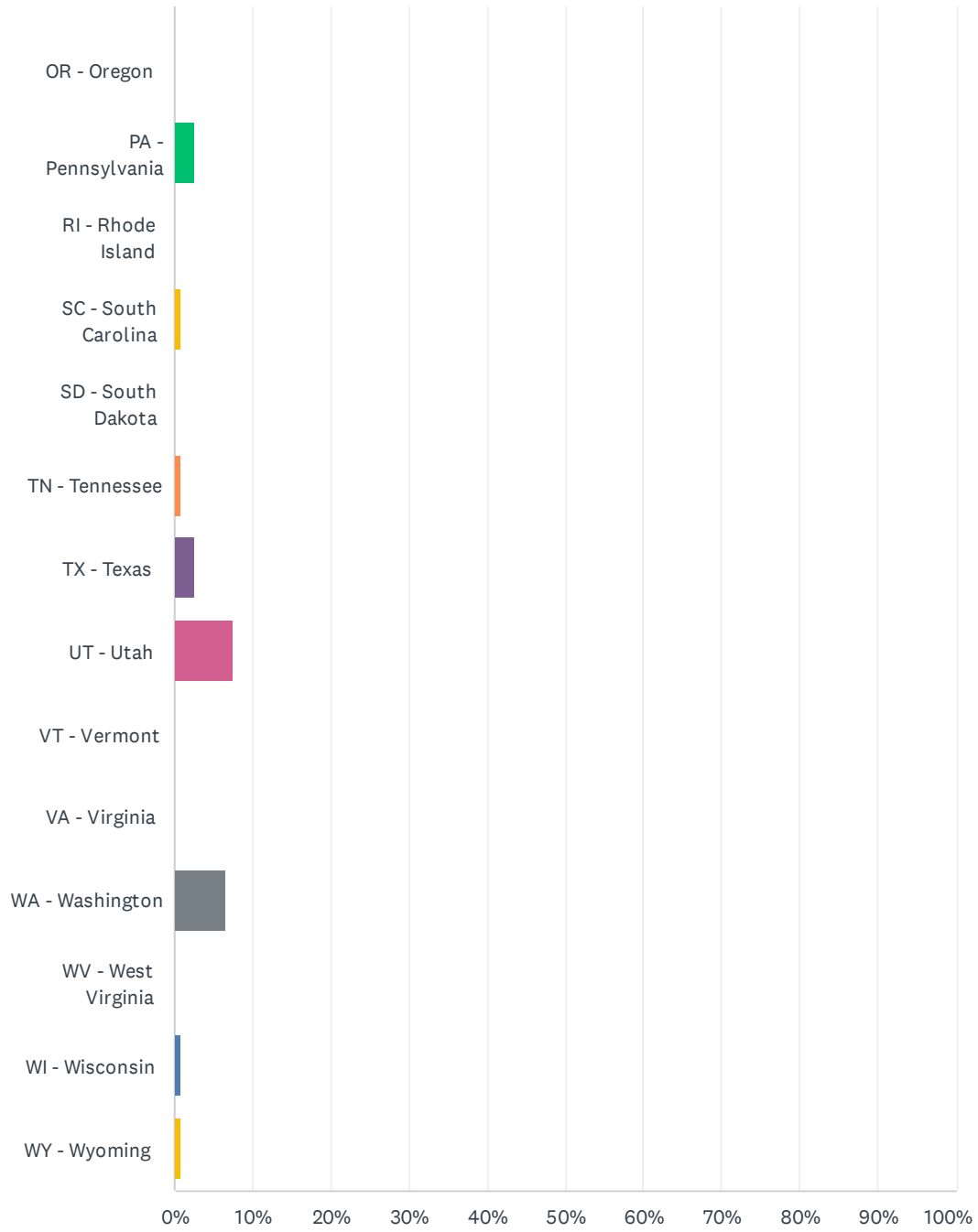
Answered: 120 Skipped: 0



# EMBALMER BLOOD CLOT SURVEY



# EMBALMER BLOOD CLOT SURVEY



## EMBALMER BLOOD CLOT SURVEY

ANSWER CHOICES	RESPONSES	
Prefer not to disclose	3.33%	4
Outside of US	3.33%	4
AL - Alabama	6.67%	8
AK - Alaska	0.00%	0
AZ - Arizona	2.50%	3
AR - Arkansas	0.00%	0
CA - California	1.67%	2
CO - Colorado	0.83%	1
CT - Connecticut	0.00%	0
DE - Delaware	0.00%	0
DC - District of Columbia	0.00%	0
FL - Florida	0.83%	1
GA - Georgia	0.00%	0
HI - Hawaii	0.00%	0
ID - Idaho	4.17%	5
IL - Illinois	7.50%	9
IN - Indiana	0.83%	1
IA - Iowa	5.83%	7
KS - Kansas	0.00%	0
KY - Kentucky	3.33%	4
LA - Louisiana	2.50%	3
ME - Maine	0.00%	0
MD - Maryland	0.00%	0
MA - Massachusetts	0.83%	1
MI - Michigan	4.17%	5
MN - Minnesota	0.83%	1
MS - Mississippi	1.67%	2
MO - Missouri	2.50%	3
MT - Montana	0.00%	0
NE - Nebraska	2.50%	3
NV - Nevada	0.00%	0
NH - New Hampshire	0.00%	0

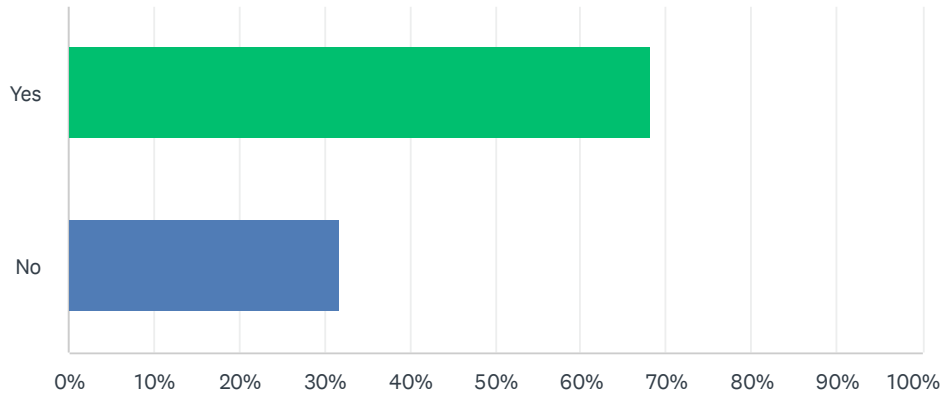
## EMBALMER BLOOD CLOT SURVEY

NJ - New Jersey	1.67%	2
NM - New Mexico	0.00%	0
NY - New York	0.83%	1
NC - North Carolina	0.00%	0
ND - North Dakota	0.00%	0
OH - Ohio	19.17%	23
OK - Oklahoma	0.00%	0
OR - Oregon	0.00%	0
PA - Pennsylvania	2.50%	3
RI - Rhode Island	0.00%	0
SC - South Carolina	0.83%	1
SD - South Dakota	0.00%	0
TN - Tennessee	0.83%	1
TX - Texas	2.50%	3
UT - Utah	7.50%	9
VT - Vermont	0.00%	0
VA - Virginia	0.00%	0
WA - Washington	6.67%	8
WV - West Virginia	0.00%	0
WI - Wisconsin	0.83%	1
WY - Wyoming	0.83%	1
<b>TOTAL</b>		<b>120</b>

#	IF OUTSIDE OF US, PLEASE SPECIFY	DATE
1	Ontario Cnada	12/23/2022 4:37 PM
2	Toronto, Ontario, Canada	12/20/2022 9:07 AM
3	UK	12/19/2022 5:41 AM
4	Singapore	12/19/2022 5:28 AM
5	New Zealand	12/15/2022 2:55 PM
6	Uk	12/15/2022 12:22 PM
7	UK	12/15/2022 12:09 PM

## Q2 Have you observed any large whitish "fibrous" structures/clots in the corpses you have embalmed?

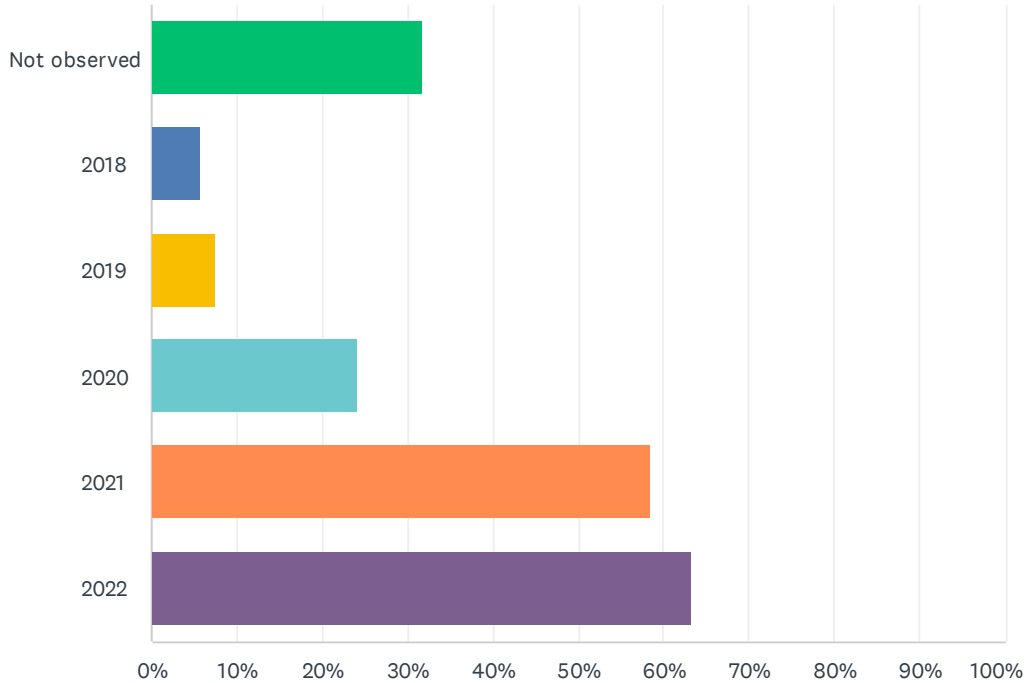
Answered: 120 Skipped: 0



ANSWER CHOICES	RESPONSES	
Yes	68.33%	82
No	31.67%	38
TOTAL		120

Q3 What years have you observed the large whitish "fibrous" structures/clots? (Please check ALL years that apply. Select "Not observed" if you have not observed any.)

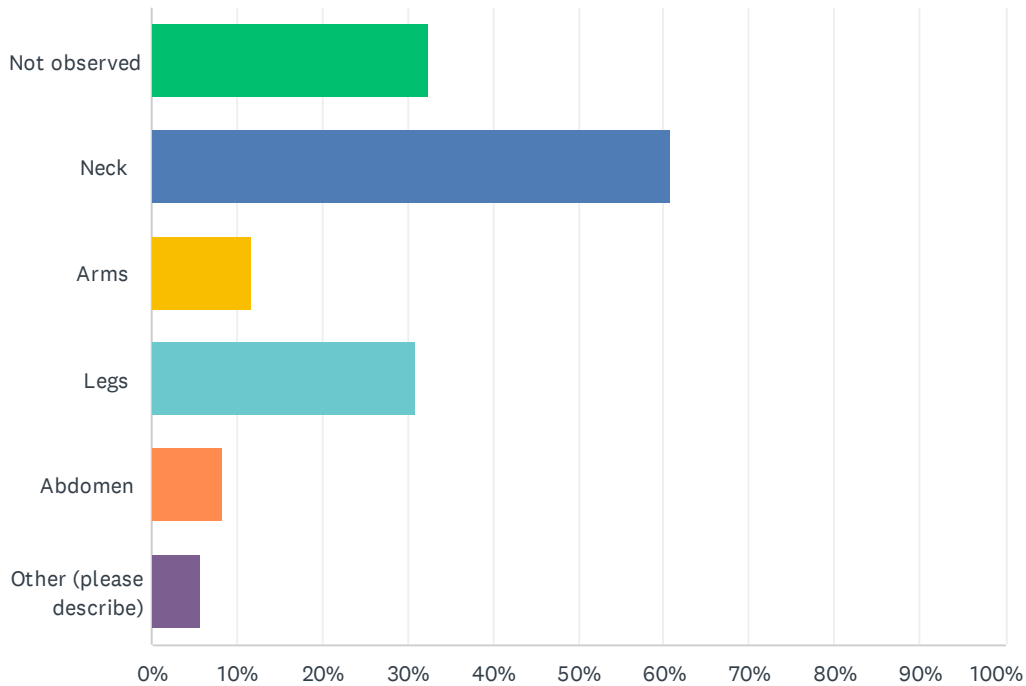
Answered: 120 Skipped: 0



ANSWER CHOICES	RESPONSES	
Not observed	31.67%	38
2018	5.83%	7
2019	7.50%	9
2020	24.17%	29
2021	58.33%	70
2022	63.33%	76
Total Respondents: 120		

Q4 Where have you observed the large whitish "fibrous" structures/clots?  
(Please check ALL areas that apply. Select "Not observed" if you have not observed any.)

Answered: 120 Skipped: 0



ANSWER CHOICES	RESPONSES
Not observed	32.50% 39
Neck	60.83% 73
Arms	11.67% 14
Legs	30.83% 37
Abdomen	8.33% 10
Other (please describe)	5.83% 7
Total Respondents: 120	

#	OTHER (PLEASE DESCRIBE)	DATE
1	In venous drainage	12/28/2022 9:00 AM
2	When I massage I pull them from the jugular vein with my drainage forceps. I suspect I am also breaking them free from somewhere but, not sure.	12/22/2022 8:55 PM
3	They come out of the draitube while embalming	12/19/2022 4:55 PM
4	Hard to describe where in some cases....just pulled out during "normal" embalming	12/19/2022 3:24 PM
5	Jugular	12/19/2022 11:13 AM

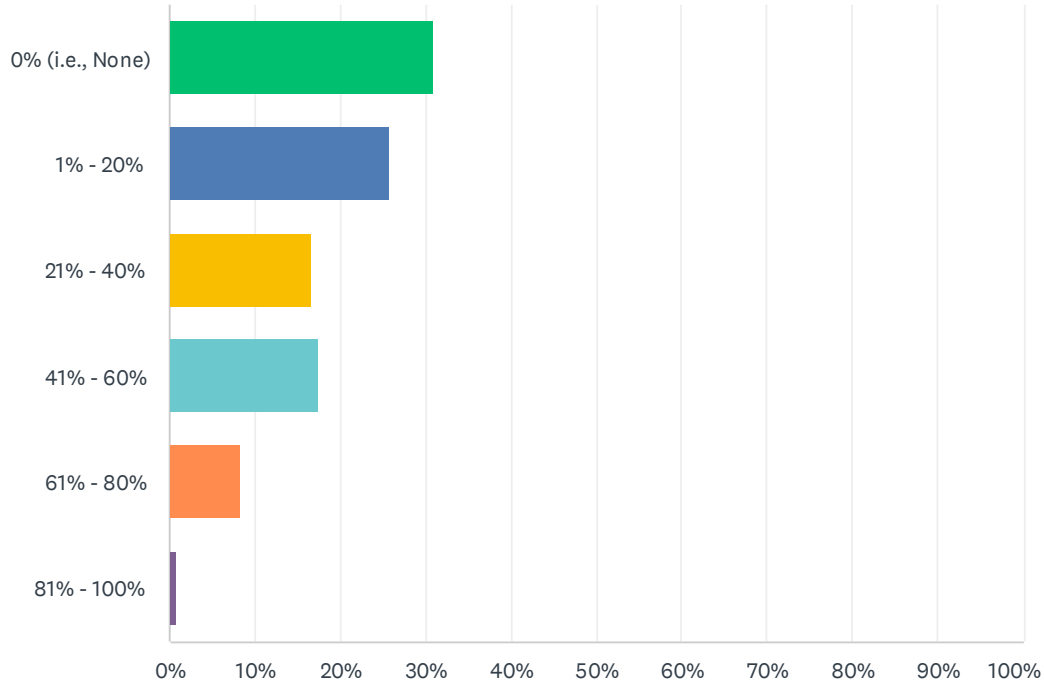


# EMBALMER BLOOD CLOT SURVEY

6	throughout the body sadly	12/19/2022 5:41 AM
7	everywhereboth venous and arterial	12/15/2022 12:09 PM

Q5 What percentage of the corpses in the Year 2022 that you have embalmed have had the large whitish "fibrous" structures/clots? (Please select only one answer.)

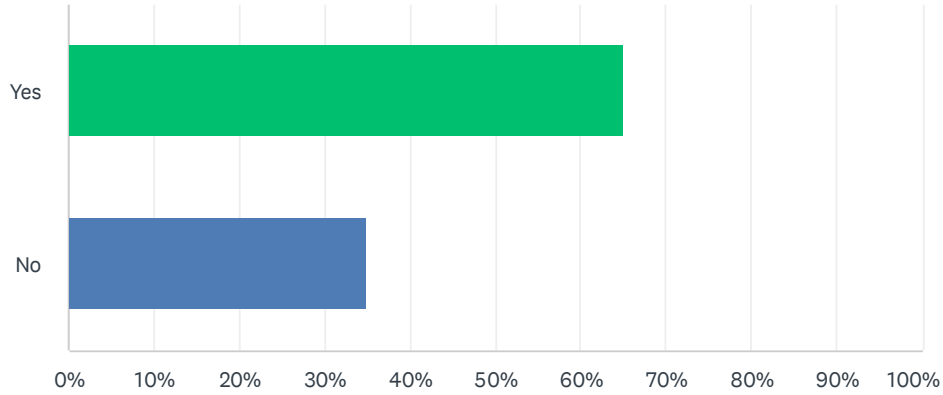
Answered: 120 Skipped: 0



ANSWER CHOICES	RESPONSES
0% (i.e., None)	30.83% 37
1% - 20%	25.83% 31
21% - 40%	16.67% 20
41% - 60%	17.50% 21
61% - 80%	8.33% 10
81% - 100%	0.83% 1
TOTAL	120

### Q6 Have you observed an increase in the number of traditional “grape jelly” blood clots within the last 5 years in the corpses you have embalmed?

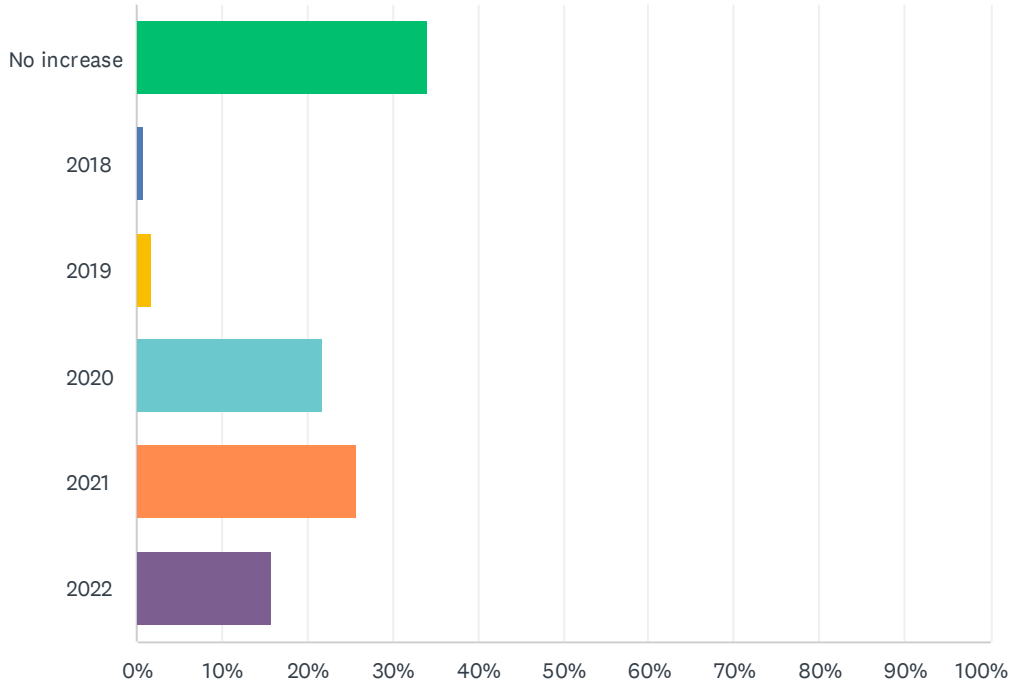
Answered: 120 Skipped: 0



ANSWER CHOICES	RESPONSES	
Yes	65.00%	78
No	35.00%	42
<b>TOTAL</b>		<b>120</b>

Q7 What year did the increase in traditional “grape jelly” blood clots start?  
 (Please select only one answer. Select "No increase" if you have not observed an increase.)

Answered: 120 Skipped: 0



ANSWER CHOICES	RESPONSES	
No increase	34.17%	41
2018	0.83%	1
2019	1.67%	2
2020	21.67%	26
2021	25.83%	31
2022	15.83%	19
TOTAL		120

EMBALMER BLOOD CLOT SURVEY

**Q8 COMMENTS (Optional):** In case you want to describe in greater detail what you are observing concerning these clots.

Answered: 37 Skipped: 83

#	RESPONSES	DATE
1	There have always been some clots. In the recent couple years they have increased in number and size on average	1/4/2023 4:15 PM
2	99 percent of the bodies I embalm have not been in refrigeration, and have been embalmed within three hours of death. And circulation of fluid to limbs has become increasingly difficult. In direct correlation with the increase of clotting of both types. Cancer patients when embalmed before refrigeration have never had circulation problems/clots prior to 2021. Since 2021 98 Percent do have complications.	1/3/2023 7:11 PM
3	I have noticed clots becoming larger and longer during this time. Many more deceased bodies have coagulation in the blood in recent years.	1/3/2023 2:00 PM
4	Grape jelly clots were observed closer to the end of Covid. 2-3rd round.	1/3/2023 10:42 AM
5	Vaccinated deaths	1/3/2023 9:32 AM
6	Although I have not noticed any change in the presence or structure of clots, I have noticed over the past 15 years that bodies don't seem to firm up as easily as they did previously.	1/3/2023 9:18 AM
7	Deceased came in and prior to death complained of shortness of breath, anxiety, and depression. Family reported the deceased had been vaccinated for COVID and had their boosters. The deceased was heavily clotted during the embalming process.	12/30/2022 6:47 PM
8	almost every body that I embalm have lots of clots. The last year or two. They all have different shapes, mostly small, misshapen. even my mother, who I embalmed couple hours after death, was loaded with small misshapen clots. the folks I talked to, said their loved ones had the shots.	12/30/2022 1:02 PM
9	never seen any white clots or any increase in grape jelly clots, not sure what you are getting at? do you believe this is vaccine related or something? embalmed over 500 people from 2020 to now and never have seen any of this	12/30/2022 12:17 PM
10	People that were Covid confirmed had bad grape jelly clots. It was early 2021 when we started seeing the white fibrin structures being pulled out of both the veins and the arteries. Prior to 2021, we NEVER pulled a clot from an artery. I just pulled a white structure from the right common carotid yesterday. The tricky part about question 4 is that we only raise arteries from a few specific arterial spots. I'm embalming 99% from the right common carotid. So the person could have clots throughout their abdomen, arms, legs, head (wherever), and when we push embalming fluid through, we're trying to move those clots to where we can reach them with our forceps to pull them out. We often can't even get our forceps all the way into the vein because of blockages. We have also seen a lot more swelling in arms, legs, genitals, etc. than we used to. Typically that was always do to congestive heart failure. Nowadays I feel as if I am putting in an "edema reducing" fluid into close to 50% of the bodies I'm embalming. The number used to be closer to 10%.	12/30/2022 9:25 AM
11	I have seen these over my career of 27 years. I have seen more of them recently. I used to think they were the lining of the artery inverting and coming out. But recently I dissected one and found it to not be tubular. I also wondered if they were Atherosclerosis.	12/30/2022 1:16 AM
12	I started to ask other embalmers if they were experiencing the same thing with bodies. Some of the fibrous structure clots where as long as 4inches and the grape jelly clots almost looked like 3 inch long leaches	12/29/2022 12:42 AM
13	Larger than usual jelly clots....some incredibly large. I have not seen those that you describe as white....I will look for them now	12/28/2022 8:24 PM
14	The clots almost look like large night crawler worms. They are usually very long. They kind of	12/28/2022 8:14 PM

## EMBALMER BLOOD CLOT SURVEY

branch off the main clot. I started noticing them after the Covid vaccine came out. I've been embalming for the last 13 years and have only stated seeing these clots for the last year or two.

15	I have seen zero changes to the presentation of human remains in the last few years. It is clear that this is a poor attempt at farming anecdotes to malign the Covid vaccine. Please don't do this, or claim that anonymous survey data is any sort of substitute for rigorous scientific research.	12/28/2022 4:21 PM
16	Stop trying to relate clots to COVID...	12/28/2022 3:08 PM
17	All covid positive bodies have them, and a huge increase in their incidence since the "vaccine" was created.	12/28/2022 9:00 AM
18	My clients that have had the Covid Vaccine and have passed of Covid have had remarkably more clots. So much that I began to ask families if their loved ones have had the vaccine.	12/27/2022 7:28 PM
19	This is not very well written for the facts that you are looking for.	12/27/2022 3:22 PM
20	This is the scariest thing I've seen happen in the last 20 years . I worry every day if me or my family have them growing inside us .	12/27/2022 12:00 PM
21	The video that started this survey is from fake news. Vaccines do NOT cause abnormal blood clotting.	12/26/2022 5:46 PM
22	The blood contains what I have been calling is "Coffee Grounds". The blood looks like it has coffee grounds in them. Also the blood is very thick.	12/25/2022 9:54 PM
23	White fibrous clots seem normal.	12/25/2022 8:56 PM
24	Out of the 25 case's from covid maybe 2 cases have had any such clots and or jelly.	12/24/2022 2:24 AM
25	I'm embalming approximately 200 deceased human remains per year and have yet to see these unusual clots that have talked about.	12/23/2022 4:55 PM
26	I've seen a video and I've heard one embalmer talk about this but I haven't observed it yet.	12/23/2022 9:43 AM
27	I have been embalming since 2014. I started in Colorado where I worked for 5 years and NEVER saw the white clots. Since 2021 working in Alabama they are very prominent and occur in the majority of my embalming now.	12/23/2022 8:28 AM
28	Different than usual clots I've seen. Whiter, much more fibrous. COVID? Environment?	12/23/2022 1:52 AM
29	Just observing a lot more cases seem to have the larger jelly type clots this past year. Have not seen white fibrous ones though.	12/23/2022 12:23 AM
30	Decedents who had COVID had more blood clots than we have ever seen	12/22/2022 10:43 PM
31	The fibrous cloudy white clots stick to the stainless steel surface of the embalming table which makes them more noticeable.	12/22/2022 8:30 PM
32	Some of the fibrous clots were 6"-8" long and almost impossible to break with forceps.	12/22/2022 6:22 PM
33	Large fibrous white string like clots. Being removed from arteries and veins, growing larger overtime. A normal embalming is taking 3 to 4 hours whereas before it was an hour and a half to two.	12/22/2022 10:48 AM
34	The fibrous clots I've observed are white/tan in color. They averaged the length of a sharpie pen. I had not heard of other embalmers experiencing this the first time I saw it (we do very little embalming here, on average 1-2 a month) so I documented my findings. I have now seen the documentary "Died Suddenly" and know this is a phenomenon for most embalmers.	12/21/2022 12:29 PM
35	In the "fresh" bodies (around one hour passing) we have noticed an increase blood clots.	12/19/2022 4:55 PM
36	The video used on the newest documentary is of myself pulling the very long fibrous stand from the vein.	12/19/2022 11:13 AM
37	These seem to be almost exclusively in the vaccinated and we have never seen this level of clotting nor ever seen the white clotting prior to 2021, especially in the young as we do now	12/19/2022 5:41 AM