

What the data tells us

Steve Kirsch
stevekirsch.substack.com

May 4, 2024


About me

Former high-tech serial entrepreneur.

Featured on [60 Minutes](#)

*“Misinformation superspreader”
(#1 search result on Google)*





**Mom what's a
conspiracy theorist?**

Declaration Of Memes

**someone making
fairly obvious
observations that
the government
doesn't like**

**The
primary
benefit**



Honest CDC ad

VACCINES ARE **NOT**
SAFE **OR**
EFFECTIVE

LEARN MORE

HHS / **immunization**
.gov
your best shot at good health

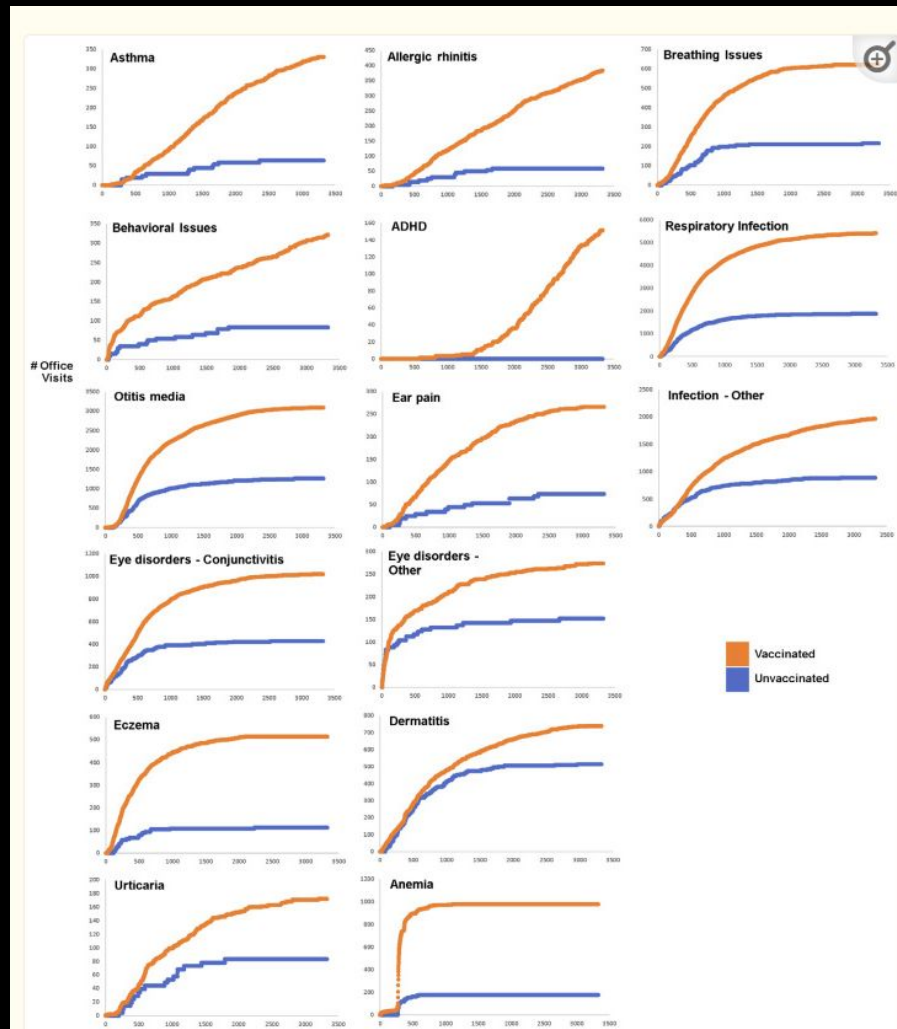


Vaccines are the #1 cause of:

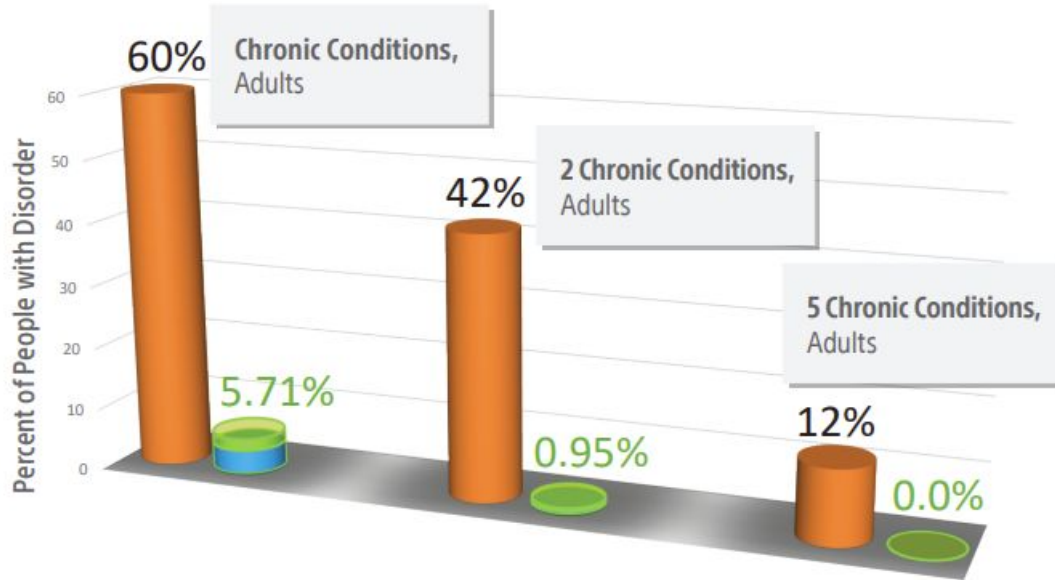
Chronic disease
 Learning disability
 Allergies, Asthma
 Autism
 Epilepsy
 Sexual orientation
 Gender identity
 ... and more

Z	AA	AB	AC	AD	AE	AF	AG
sparklines	slope	r	t-statistic	p	2/(n+1)	p-alpha	
	0.4789	0.8680	3.0274	0.0564	0.0100	0.0465	COVID vaccine injury
	0.4306	0.9382	4.6938	0.0183	0.0606	-0.0423	Febrile seizure (had one or more)
	0.3335	0.9707	7.0000	0.0060	0.0220	-0.0160	Bipolar disease when young (or still ongoing)
	0.3090	0.9739	7.4251	0.0051	0.0357	-0.0307	Sexual orientation issues
	0.2916	0.9531	5.4525	0.0121	0.0041	0.0080	ADHD (Attention-Deficit/Hyperactivity Disorder)
	0.2811	0.9287	4.3375	0.0226	0.0114	0.0112	Other serious mental health/behavioral condition not listed like OCD
	0.2766	0.9603	5.9597	0.0095	0.0163	-0.0068	Learning disability/ intellectual disability
	0.2759	0.9627	6.1659	0.0086	0.0053	0.0033	Ear infections frequently (otitis media)
	0.2735	0.8699	3.0549	0.0552	0.0244	0.0308	Epilepsy, Seizures
	0.2536	0.9418	4.8520	0.0167	0.0211	-0.0043	Speech disorder
	0.2421	0.9905	12.4428	0.0011	0.0028	-0.0017	Depression
	0.2405	0.9722	7.1966	0.0055	0.0606	-0.0551	Bleeding in the brain
	0.2264	0.8855	3.3015	0.0457	0.0031	0.0426	Asthma / chronic Bronchitis
	0.2256	0.9359	4.6006	0.0193	0.0058	0.0135	Sinusitis (chronic)
	0.2177	0.9182	4.0144	0.0277	0.0211	0.0067	Tics (sudden unwanted movements)
	0.2122	0.9233	4.1636	0.0252	0.0357	-0.0105	Diabetes Type I (insulin dependent)
	0.2010	0.9388	4.7188	0.0180	0.0011	0.0169	Allergies
	0.1967	0.9274	4.2951	0.0232	0.0123	0.0109	Autism/ASD
	0.1960	0.9209	4.0925	0.0264	0.0003	0.0261	At least one chronic disease
	0.1948	0.9524	5.4103	0.0124	0.0253	-0.0129	POTS
	0.1894	0.9191	4.0402	0.0273	0.0031	0.0242	Migraine headaches
	0.1869	0.9499	5.2648	0.0134	0.0208	-0.0075	Physical disorder of any type (paralysis, ...)
	0.1857	0.8658	2.9973	0.0578	0.0034	0.0544	Digestive disorder
	0.1828	0.9533	5.4693	0.0120	0.0035	0.0085	Eczema
	0.1818	0.5183	1.0496	0.3710	0.0714	0.2996	Parkinson's disease (shakes)

Every study
comparing vax vs.
unvaxxed: the
unvaccinated are way
healthier



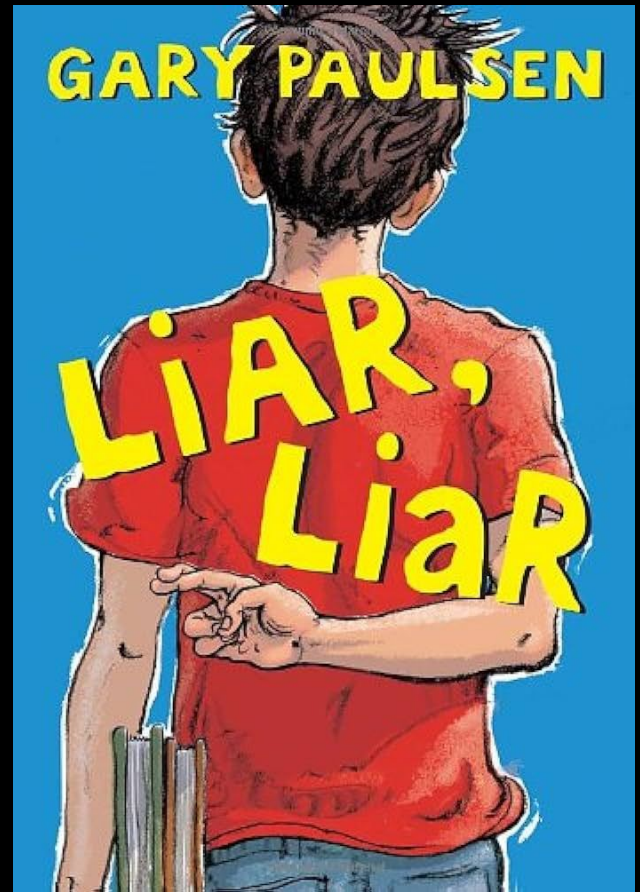
VACCINATED -VS- UNVACCINATED



*“The **cure** cannot be worse than the **problem** itself.”*

- President Donald J. Trump, October 22, 2020, Presidential Debate

Their own data does **NOT** support *anything* they are telling you about vaccines.



“It’s safe...”

Statistically impossible to have such a huge difference in exclusions. It means the shots are **not safe**.

And they **KNEW** it **before** they approved it!

entire effect size of the trial. This is from page 18 of the [December 10, 2020 VRBPAC meeting document](#):

Pfizer-BioNTech COVID-19 Vaccine
VRBPAC Briefing Document

Table 2. Efficacy Populations, Treatment Groups as Randomized

	BNT162b2 (30 µg) n ^a (%)	Placebo n ^a (%)	Total n ^a (%)
Randomized ^b	21823 (100.0)	21828 (100.0)	43651 (100.0)
Participants excluded from evaluable efficacy (14 days) population	1790 (8.2)	1585 (7.3)	3375 (7.7)
Reason for exclusion ^c			
Randomized but did not meet all eligibility criteria	36 (0.2)	26 (0.1)	62 (0.1)
Did not provide informed consent	1 (0.0)	0	1 (0.0)
Did not receive all vaccinations as randomized or did not receive Dose 2 within the predefined window (19-42 days after Dose 1)	1550 (7.1)	1561 (7.2)	3111 (7.1)
Had other important protocol deviations on or prior to 7 days after Dose 2	311 (1.4)	60 (0.3)	371 (0.8)
Had other important protocol deviations on or prior to 14 days after Dose 2	311 (1.4)	61 (0.3)	372 (0.9)

^an = Number of participants with the specified characteristic.

^bThese values are the denominators for the percentage calculations.

^cParticipants may have been excluded for more than 1 reason.

Image from [December 10, 2020 VRBPAC meeting document](#)

```
Statistics for Pfizer trial exclusions = 21768 21512 60 311 43651
One-sided p-value 1.3545431710220948e-42
Two-sided p-value 1.626223309935773e-42
Odds ratio= 5.244852085644215
ConfidenceInterval(low=3.964639014131886, high=7.040052310123202)
```

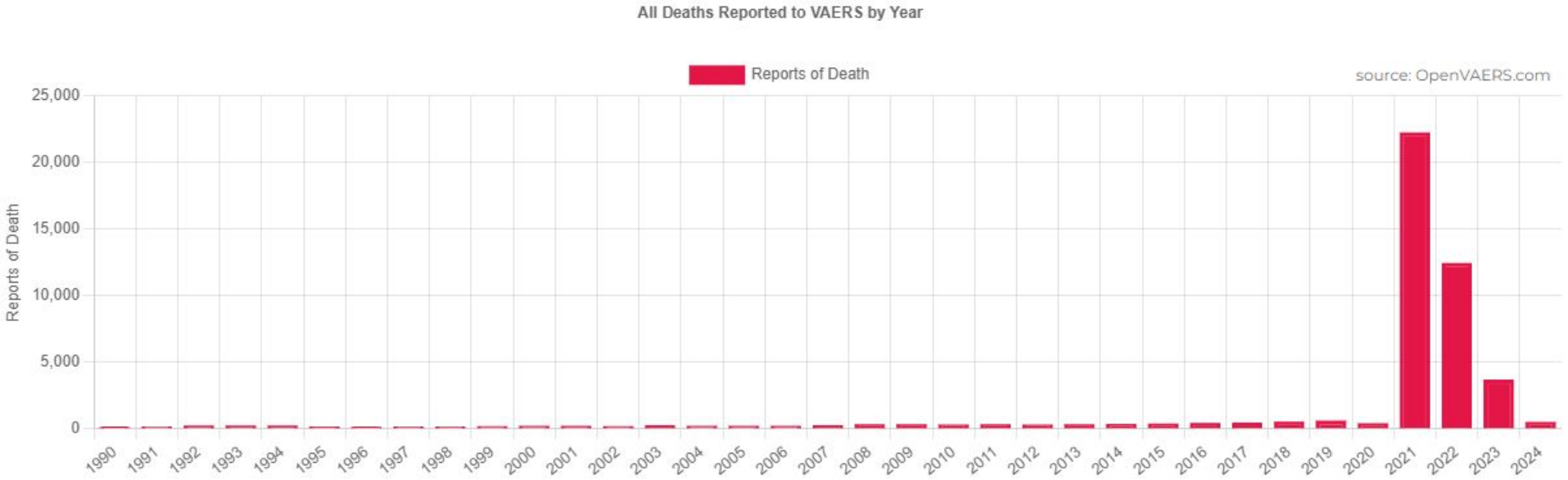

Maddie de Garay, aged 12.

Crippled for life in Pfizer 12-15 yr old trial.

FDA head promised me they'd investigate. That was 3 years ago. She lied. Nobody even called. Ever.



Does this look “safe” to you?



CDC said **NOTHING** to the public after the shots triggered **770** different adverse event types

Safety signals for 770 different serious adverse events in VAERS were ignored by the CDC

Due to a FOIA request, we now finally know that safety signals for 770 serious adverse events triggered, but the CDC ignored them. Will there be an investigation? I doubt it. The CDC can do no wrong.



STEVE KIRSCH

JAN 05, 2023



741



346



1

Share



“The only significant side effect is myocarditis and it’s mild”

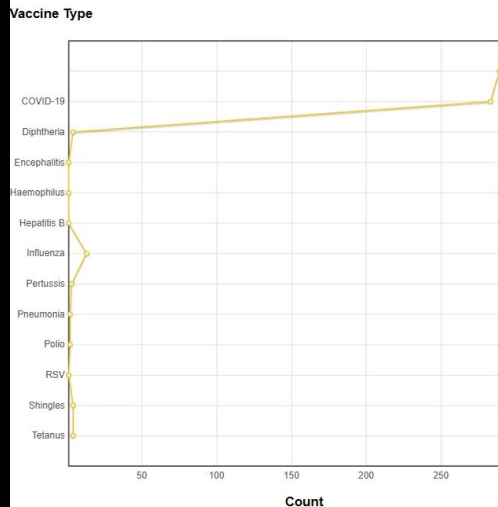
Then why are **nearly 100%** of these serious conditions associated **only** with **COVID** shots?

Found 283 cases where Symptom is Aortic aneurysm

[Government Disclaimer on use of this data](#)

Graph

Count by Vaccine Type

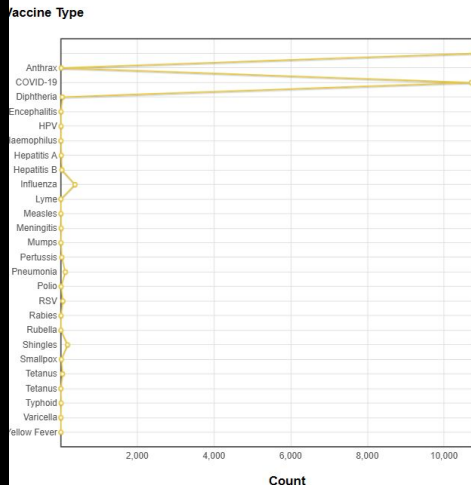


Found 10,528 cases where Symptom is Atrial fibrillation

[Government Disclaimer on use of this data](#)

Graph

Count by Vaccine Type

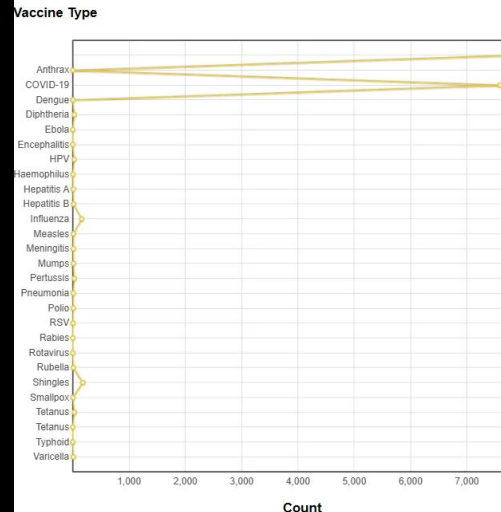


Found 7,734 cases where Symptom is Bell's palsy

[Government Disclaimer on use of this data](#)

Graph

Count by Vaccine Type



For afib, **100% of all cases**
in the 35 year history of VAERS were
associated with **COVID** shots

Even the peer-reviewed literature points out the COVID vaccines are **the ONLY vaccines** associated with afib



Steve Kirsch  @stkirsch · 37m 

I was wrong. IT IS POINTED out in the peer-reviewed literature here: ncbi.nlm.nih.gov/pmc/articles/P... Here's the excerpt:

vigilance database, we found that heart rhythm disorders after COVID vaccination are not uncommon and deserve more clinical and scientific attention. Since the COVID vaccine is the only vaccination related to this side effect, questions arose about whether these vaccines could affect heart conduction. Although the risk-benefit ratio is clearly in favor of



Explaining “observations” *used* to be what “science” was all about

← Post



Dr. Lynn Fynn-derella 🐭🔵

@Fynnderella1

I've never seen so many A-fib cases in my life. Just an observation.

10:33 AM · Apr 27, 2024 · 38.9K Views

💬 78

↻ 175

❤️ 881

🔖 38



Harry told me that **3 out of 50 ER staff got afib** right after the shot. That's 6%. **That is a DISASTER.** But employees don't want to speak out.



Harry Fisher 

@HopiNg66966500



When they did the vaccine push at Muskogee hospital in Oklahoma, multiple young nurses developed AFIB. I told them that I've done CPR in a Pfizer line, yet they still took the shot. And developed a life altering side effect. It amazed me how they still just blew off the elephant in the room. The employees weren't even upset. It blows my mind.

9:35 AM · May 3, 2024 · 7,919 Views



It's not due to people "over reporting" for the COVID vaccine. Flu also causes GBS. Other vaccines cause autism.

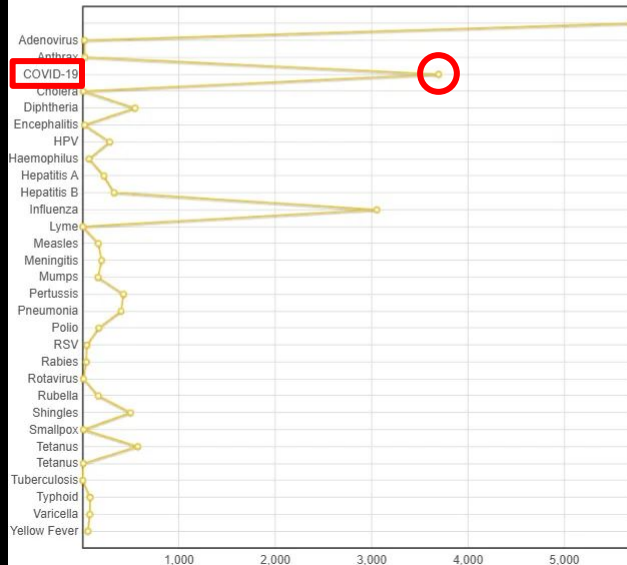
Found 8,680 cases where Symptom is Guillain-Barre syndrome

[Government Disclaimer on use of this data](#)

Graph

Count by Vaccine Type

Vaccine Type



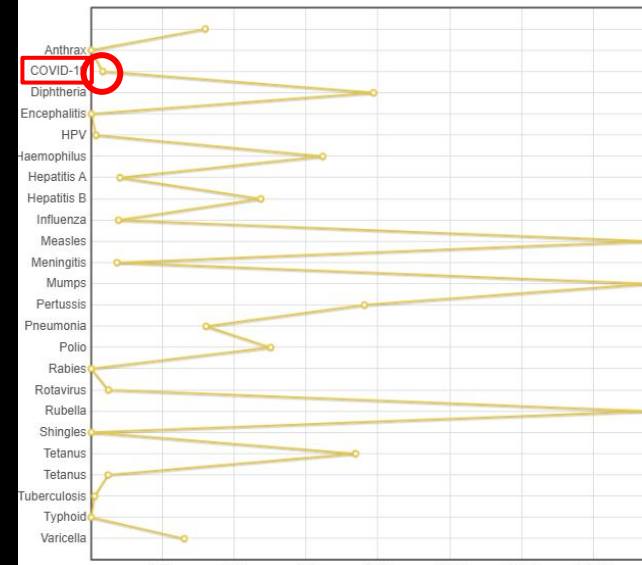
Found 3,166 cases where Symptom is Autism or Autism spectrum disorder

[Government Disclaimer on use of this data](#)

Graph

Count by Vaccine Type

Vaccine Type



And the CDC has **never** recognized **afib** as a safety problem caused by the vaccines.

How is that possible?

Afib is just one example. There are hundreds more like this.


**“We haven’t seen any
evidence of any deaths
caused by the mRNA shots”**

CDC **knew** the COVID shot killed people, yet **told the public** they had “no evidence”

Steve Kirsch's newsletter

The CDC lied; people died

The CDC *knew* the COVID vaccines were killing people. But despite that, they outright lied to the public and said they had "no evidence" that the COVID vaccines killed people.

 STEVE KIRSCH
MAY 01, 2024

522 278 52 Share

THE EPOCH TIMES Steve

EXCLUSIVE PREMIUM REPORTS

EXCLUSIVE: CDC Found Evidence COVID-19 Vaccines Caused Deaths

Internal documents contradict claims from the CDC, which refused to explain the discrepancy.

Friends Read Free 4226 714 Listen Save

I offered to show the CDC the record-level evidence from Health NZ leaked by Barry Young showing the vaccines increased the risk of death. They said they didn't want to look at it.

Doses 1 through 4 combined

The slope goes up even though there are more than 2x as many man days when seasonality has deaths strongly declining in New Zealand in the first 16 weeks. Doses 1,2, and 4 were giving when deaths were declining.

dose start	1
dose end	4
age start	0
age end	140
date start	1/1/2021
date end	12/1/2023
week start	0
week end	200

date = observation date
week = weeks since most recent shot given
MR = mortality rate in deaths per 100K person years

If the number is in red, it means you can modify it to affect what is shown in the tables and the chart below.



“... and effective”

“It reduces risk of infection”

Whoops! FOIA response from Santa Clara County reveals that the COVID shots **INCREASED** your risk of getting COVID!

The COVID vaccines worked in reverse making people more susceptible. Attempts to contact Santa Clara County Public Health Department for comment were totally ignored.



STEVE KIRSCH

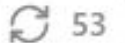
MAR 25, 2024



739



202



53

Share



98% of infected were vaccinated at a time when only 75% were vaccinated. SCC DPH refused to comment and the SCC Board of Supervisors refused to investigate.

**“It reduces risk of
hospitalization”**

Nope. Both COVID *and* flu vaccines don't make **any difference** in the rate of hospitalization!

JAMA Network
JAMA

Search All Enter Search Term

This Issue Views 150,534 Citations 27 Altmetric 3105

Download PDF More Cite This Permissions

Research Letter
April 6, 2023

Risk of Death in Patients Hospitalized for COVID-19 vs Seasonal Influenza in Fall-Winter 2022-2023

Yan Xia, PhD¹; Taeyoung Choi, MPH¹; Ziyad Al-Aly, MD²

> Author Affiliations | Article Information

JAMA. 2023;329(15):1697-1699. doi:10.1001/jama.2023.5348

Table. Baseline Characteristics in Seasonal Influenza and COVID-19

Table. Baseline Characteristics in Seasonal Influenza and COVID-19 Group Before

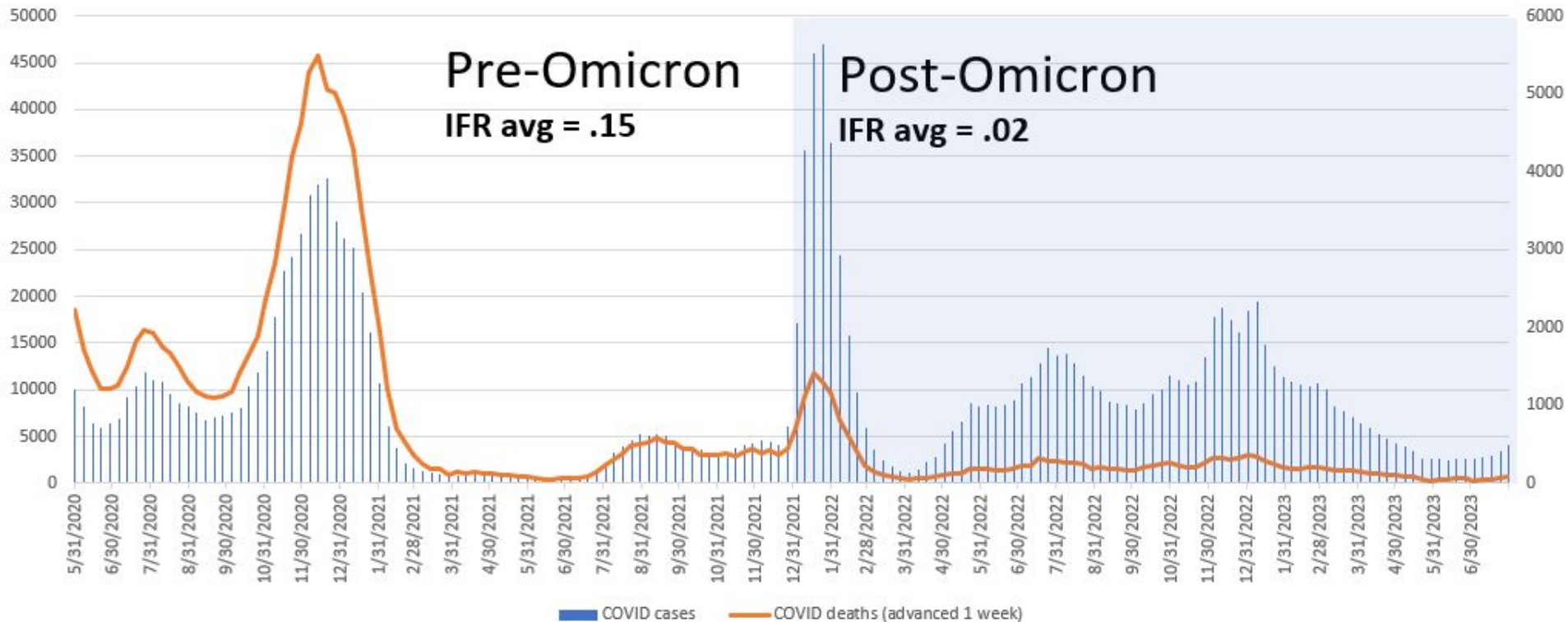
	Before propensity score weighting	
	Seasonal influenza (n = 2403)	COVID-19 (n = 8996)
COVID-19 vaccination status, No. (%)		
Not vaccinated	454 (18.89)	1865 (20.73)
1 dose	114 (4.74)	384 (4.27)
2 doses	517 (21.51)	1841 (20.46)
Boosted	1318 (54.85)	4906 (54.54)
Influenza vaccine, No. (%)	1487 (61.88)	5743 (63.84)

**“It reduces your risk of
death”**

No death benefit either in the official Medicare US Nursing home data publicly available. The death benefit seen in the chart was from the COVID variant!

COVID cases vs. COVID deaths

Source: <https://data.cms.gov/covid-19/covid-19-nursing-home-data>



The COVID vaccines: **ZERO** benefits



ZERO vaccines →
way better health
outcomes

P.S. That 2015 movie isn't available in the US
via Amazon, but you can [watch it on Rumble](#).

**We don't
vaccinate!**



A movie by Michael Leitner

**A single anecdote can tell you whether
you are being lied to**

This is why “scientists” don’t like them

SIDS

Sudden Infant Death Syndrome



RISK FACTORS:

Prone and side sleeping, soft bedding, bed sharing, inappropriate bed surfaces, exposure to tobacco smoke, and prematurity

PROTECTIVE FACTORS:

Breastfeeding, pacifier use, room sharing, and immunizations

RISK REDUCTION:

Safe sleeping environment

Avoid giving your child any vaccine

50% of the SIDS deaths happen with 48 hours after a vaccine shot

Bronny James

The McCullough rule:

“If they won’t tell you what caused it, it was the vaccine.”

BRONNY JAMES SUFFERS CARDIAC ARREST

THE OLDEST SON OF NBA STAR LEBRON JAMES, BRONNY JAMES, SUFFERED A CARDIAC ARREST. THE LATEST ON HIS CONDITION AND THE IMPORTANCE OF CPR AND AEDS.



The chance of 2 cardiac events in a year for USC basketball players is close to 1 in 1M.

Jay Bonnar, 57 year old high tech sales exec

0 friends died “unexpectedly” pre-vax.

15 friends died “unexpectedly” post-vax. All were vaxxed.

4 of 15 died within 24 hours of vaccine!

3 of the 4 were \leq age 30!

Cannot happen by chance ($<3e-13$).



McDowell triplets: got autism on the same day

All 3 developed autism
within hours of vax shot.

Probability this
happened by chance:
<1.6e-13

Probability it will be in
the scientific literature: 0

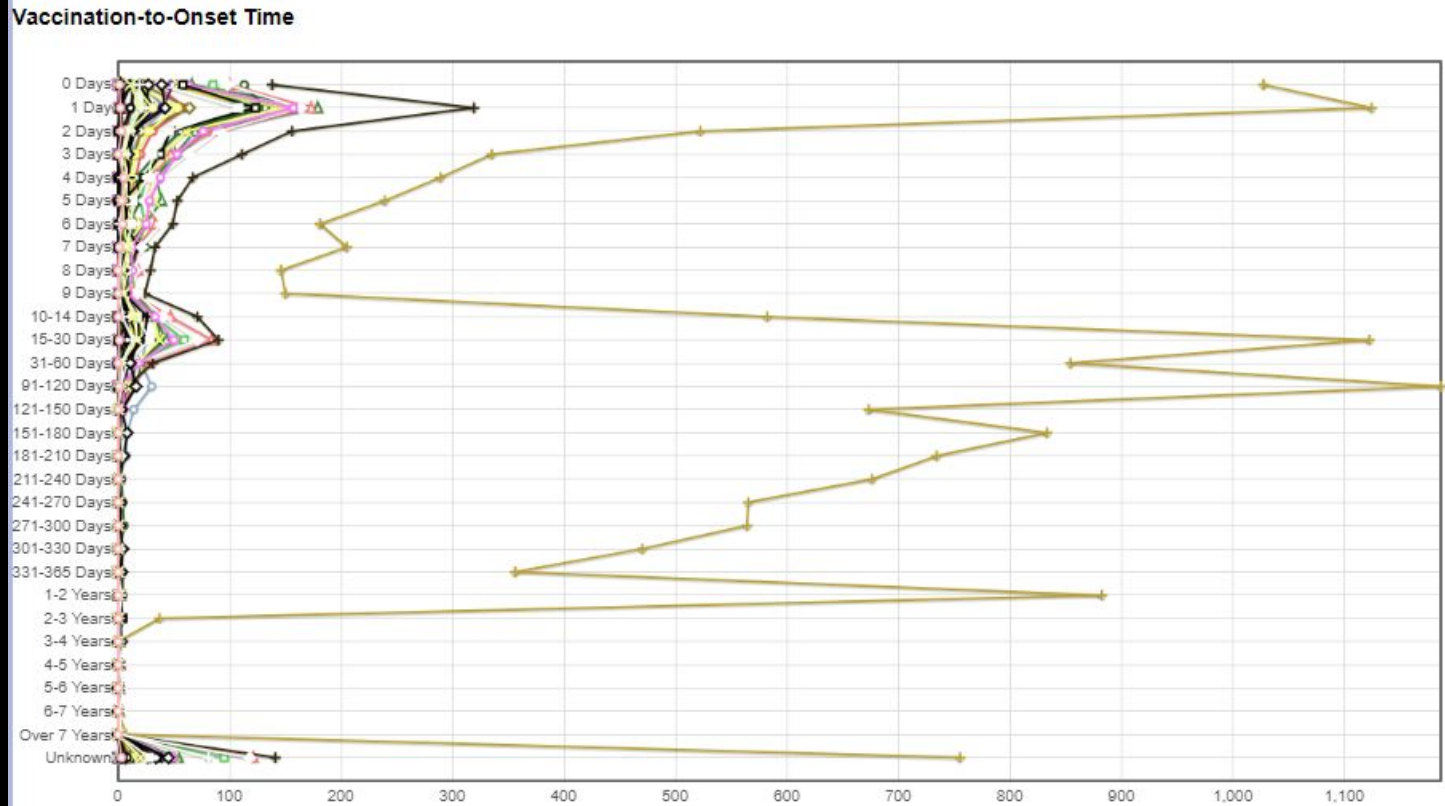


What **THEY** don't want you to know

VAERS: COVID vaccines are 72% of all deaths reported. Temporal curve != other vaccines:

Other significant vax:

- HIB
- DTAP
- OPV
- PNC
- IPV



Large pediatric practice in US

>25 years: 0 autism, ADHD, sexual orientation, ...

Kids never get sick

Secret: Avoid all vaccines, Tylenol, ...



From Your Pediatricians...



Steve Kirsch  @stkirsch · 3h

...

Nobody **has ever proven him wrong on that**. And **there isn't a counter-example practice in America**. Not a single one. If you think there is, name the practice.



Anthony Malleus @AnthonyMalleus · 6h

Replying to @stkirsch

"I have over 13,000 children in my pediatric practice and I have to say, as unpopular as this observation might be, my unvaccinated children are by far the healthiest."



 19

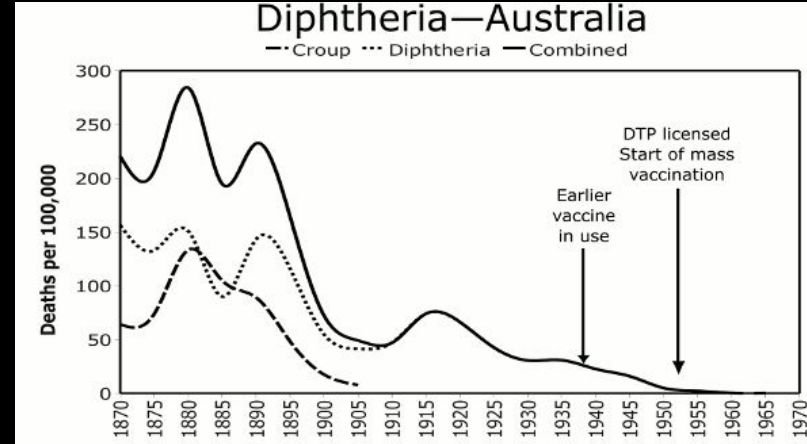
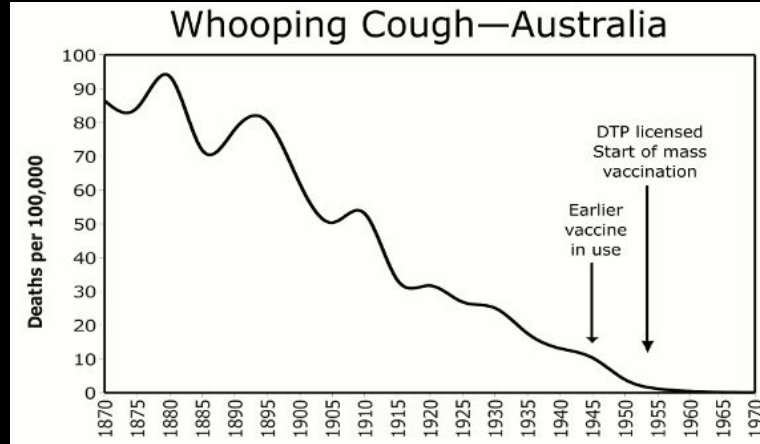
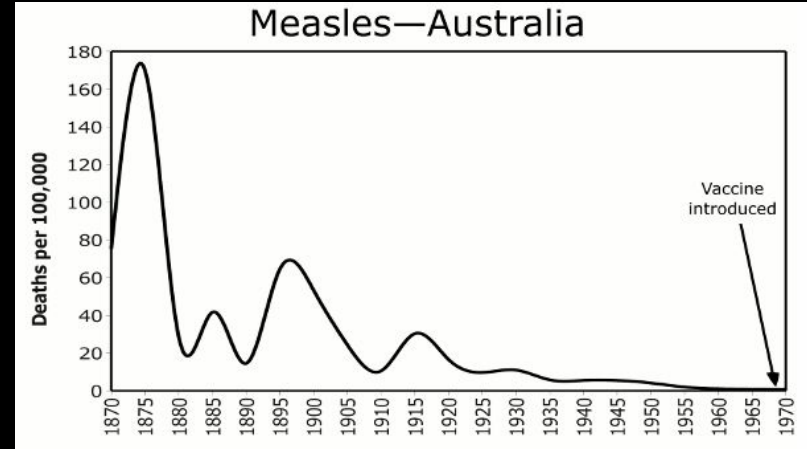
 550

 1,294

 13K



This is why
vaccines seem to
“work” so well



Amish didn't follow any CDC advice

- **90X** lower COVID death rate than US average
- No autism



Summary

**None of the COVID
mitigations was needed**

They even made up social distancing rule out of thin air!

Yet the medical community bought it, hook, line, and sinker **WITHOUT asking for any EVIDENCE. That tells you how corrupt the system is, doesn't it?**

Most all made things worse

No vaccine was ever needed.



Zach Popp @ZachPopp · 1h



This is something those who don't vaccinate their children have known anecdotally for a long time. This is great work through Steve. I have 8 kids along with 24 unV'd nieces and nephews. No vaccinations, no chronic illness.



3



21



**Anyone not publicly calling
for data transparency
is not your friend**

How to Stop Vaccine Misinformation



**I offered to have all the
“misinformation spreaders”
meet with the FDA to
discuss our differences.**



**Michael Felberbaum,
Assistant Commissioner
for Media Relations of
the FDA promised to get
back to me with an
answer.**

He never did.

FDA head Robert Califf has said “misinformation is the leading cause of death.”



**There is an easy way
to fix this problem**

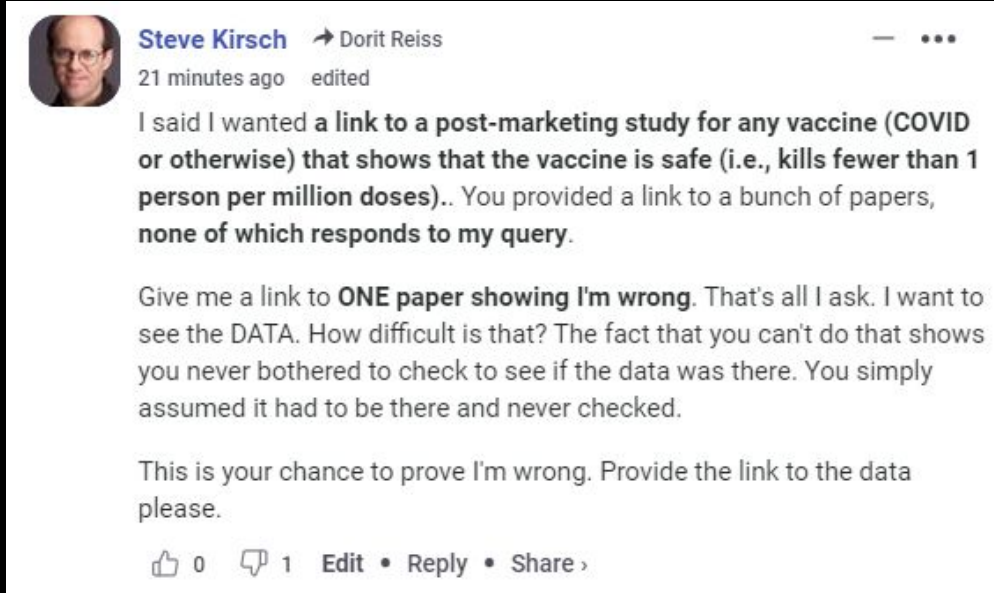


Nobody could name a single study proving that ANY vaccine given today in the US is safe, i.e., it kills fewer than 1 person per 1 million doses.

In other words, it's all based on beliefs, not data.

And they didn't even know there was no study until I pointed out that the "Emperor has no clothes."

They all assumed there was data. They were all wrong.



A screenshot of a Facebook post. At the top left is a circular profile picture of Steve Kirsch, a man with glasses. To the right of the picture is the name "Steve Kirsch" in blue, followed by a right-pointing arrow and the name "Dorit Reiss". Below this is the text "21 minutes ago" and "edited". To the far right are three horizontal dots. The main text of the post is in black and reads: "I said I wanted a link to a post-marketing study for any vaccine (COVID or otherwise) that shows that the vaccine is safe (i.e., kills fewer than 1 person per million doses).. You provided a link to a bunch of papers, none of which responds to my query." Below this is another paragraph: "Give me a link to **ONE paper showing I'm wrong**. That's all I ask. I want to see the DATA. How difficult is that? The fact that you can't do that shows you never bothered to check to see if the data was there. You simply assumed it had to be there and never checked." Below that is a third paragraph: "This is your chance to prove I'm wrong. Provide the link to the data please." At the bottom of the post are icons for a thumbs up (0), a thumbs down (1), and the words "Edit • Reply • Share" with a right-pointing arrow.

Once you are **willing to question your beliefs**, everything makes sense

**NEVER
BE AFRAID
TO QUESTION
YOUR BELIEFS.**

Appendix

NEWS

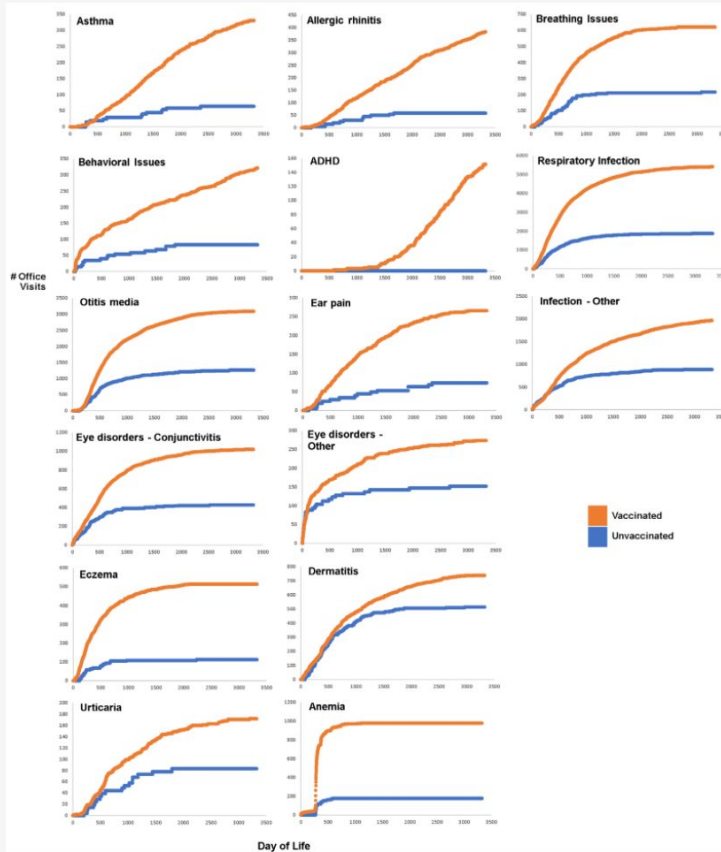
Ten Year Study: Unvaccinated Children Far Healthier Than Their Vaccinated Peers



KEVIN ALFRED STROM (EDITOR) · 15 DECEMBER, 2020

8

Figure 5. Analysis 5. Cumulative office visits in the vaccinated (orange) vs. unvaccinated (blue) patients born into the practice: the clarity of the age-specific differences in the health fates of individuals who are vaccinated (2763) compared to the 561 unvaccinated in patients born into the practice over ten years is most strikingly clear in this comparison of the cumulative numbers of diagnoses in the two patient groups. The number of office visits for the unvaccinated is adjusted by a sample size multiplier factor (4.9) to the expected value as if the number of unvaccinated in the study was the same as the number of vaccinated.



Guess who got the diseases the vaccines “prevent”? The *vaccinated*! Whoops!

Vaccine-preventable illnesses were not prevalent in the vaccinated or the unvaccinated

Strangely, or perhaps not so strangely, a quarter percent of the vaccinated were diagnosed with infections that the vaccines were supposed to prevent, including chicken pox or whooping cough. A slight uptick in chicken pox and whooping cough was observed in the unvaccinated too, but they all recovered and gained lifelong immunity to the infections. There were no cases of measles, mumps, rubella, tetanus, or hepatitis for the children who were vaccinated. But there were also *no cases* of these infections in the *unvaccinated* during the entire 10.5-year study period. This brings up the question: Are vaccines even necessary, or do they impose a burden of unnecessary harm to children?

Avoiding all shots including all maternal vaccines and “Vitamin K” shot is important for best outcomes.

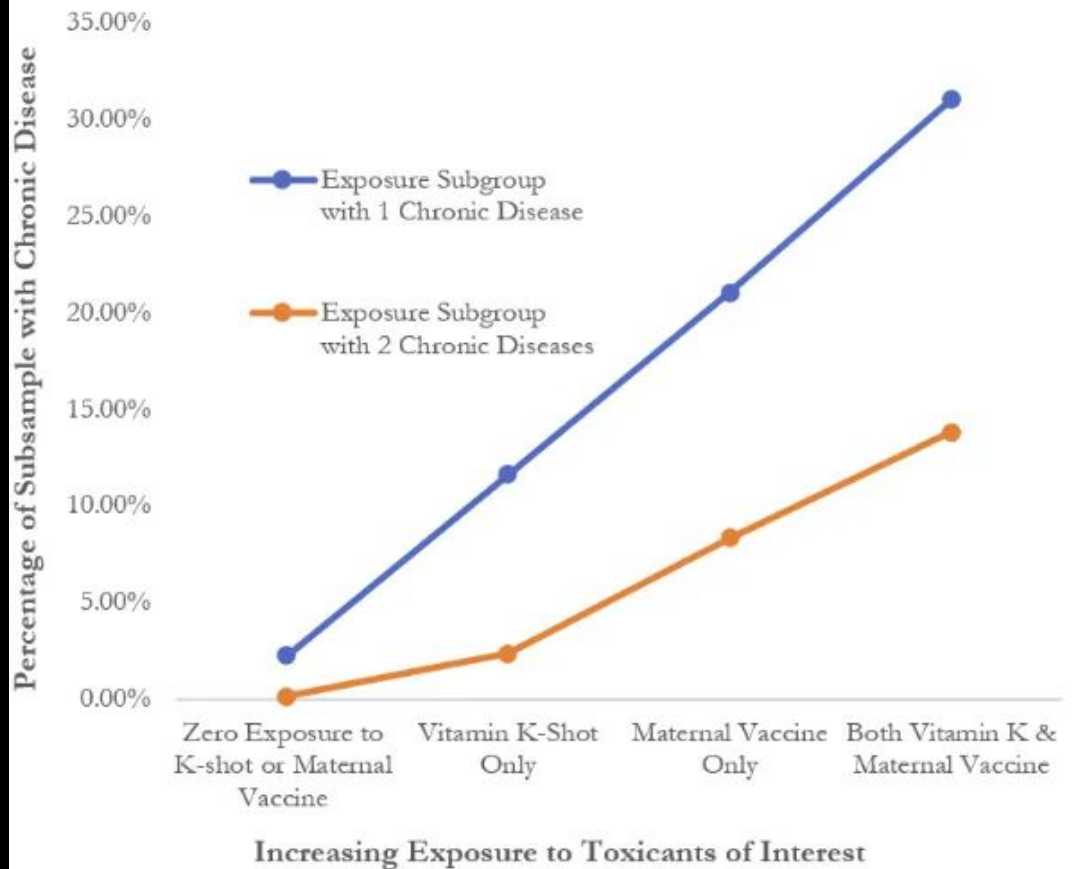
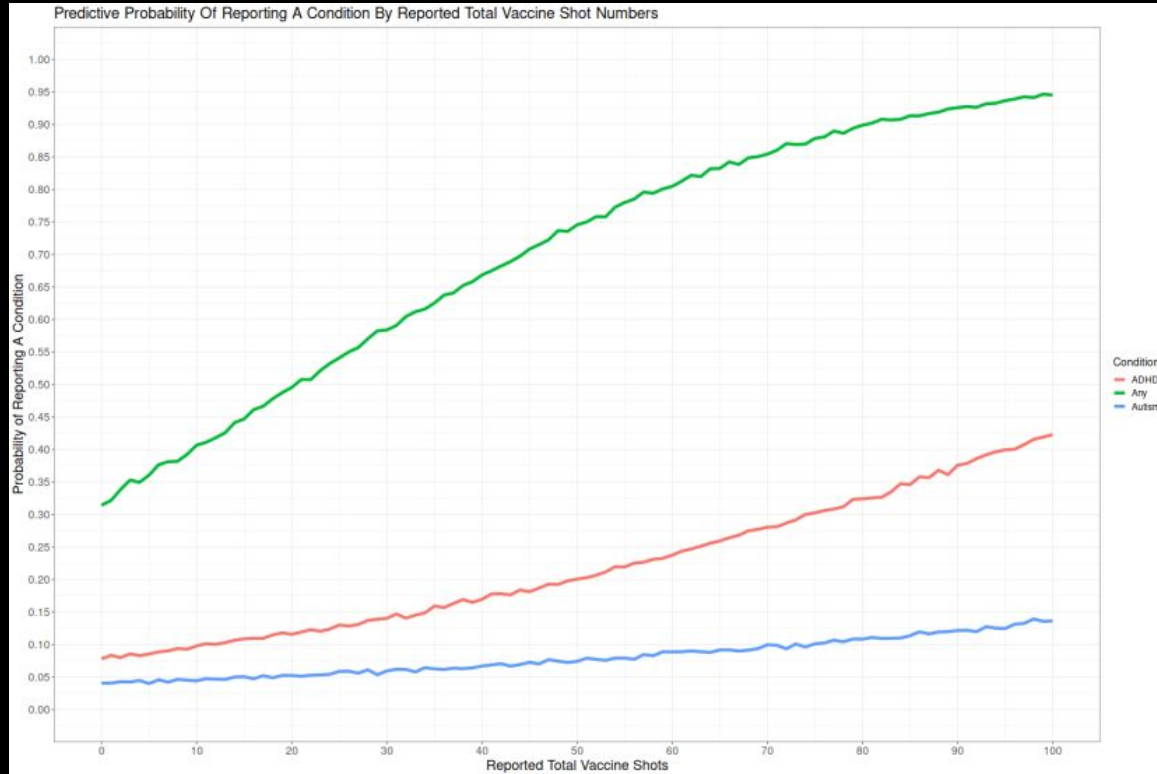


Figure 3. An increase in the toxicant exposures to the vitamin K shot with its adjuvant and the maternal vaccines with their cocktail of additional toxicants leads, unsurprisingly, to measurable increases in toxicity with each added toxicant of interest.

The effect is cumulative: the **more vaccines you get, the higher the risk** of chronic disease. Note: this is plot of the actual raw unadjusted data, not a smoothed, fitted line. It was [plotted by William Briggs](#).



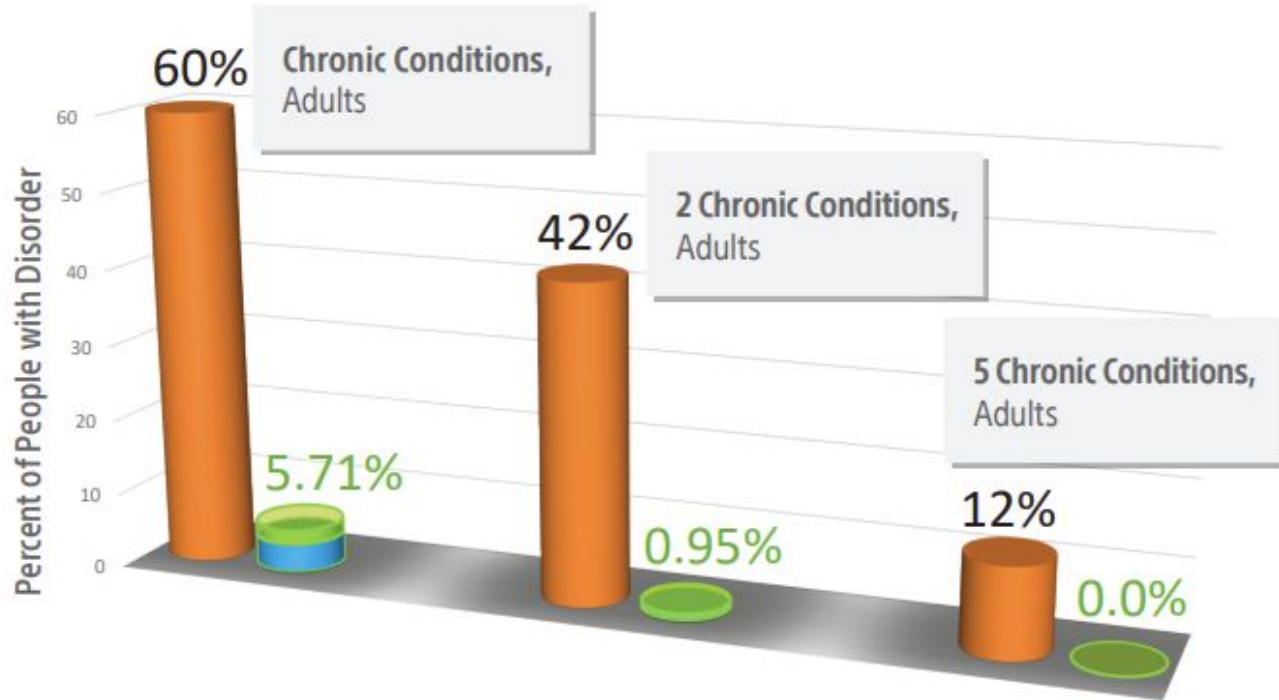
Vaccines elevate your risk of chronic diseases

(This is the relative risk of kids who got just 10-15 shots compared to unvaccinated kids. The current CDC schedule has kids getting around 100 shots before 18).

1	ADHD (Attention-Deficit/Hyperactivity Disorder)	7.3
2	Allergies	7.7
3	Asthma / chronic Bronchitis	9.3
4	Autism/ASD	4.5
5	Autoimmune disorders including PANDAS/PANS	21.7
6	Birth defect	0.9
7	Bleeding in the brain	0.8
8	cancer	3.1
9	Cardiovascular issue (myocarditis, tachycardia, heart attack, ...)	4.1
10	Diabetes Type I (insulin dependent)	3.5
11	Epilepsy, Seizures	4.1
12	Food allergies	3.4
13	Genetic defect	1.0
14	Gluten intolerance	1.6
15	Hayfever	5.4
16	Head injury	3.7
17	Herpes	2.8
18	Learning disorder/ intellectual disability	6.6
19	Migraine headaches	6.8
20	Neurodermatitis (chronic itching, scaling, redness)	4.3
21	Neurological disorder affecting senses (deaf, blind, mute, ...)	2.1
22	Sinusitis	32.8
23	Scoliosis	4.0
24	Thyroid disease or dysfunction	5.0
25	Tics (sudden unwanted movements)	2.7
26	Other neurological disorder affecting movement (tics, ...)	5.2
27	Other serious physical health condition not listed	4.4
28	Other serious mental health/behavioral condition not listed like OCD	9.0

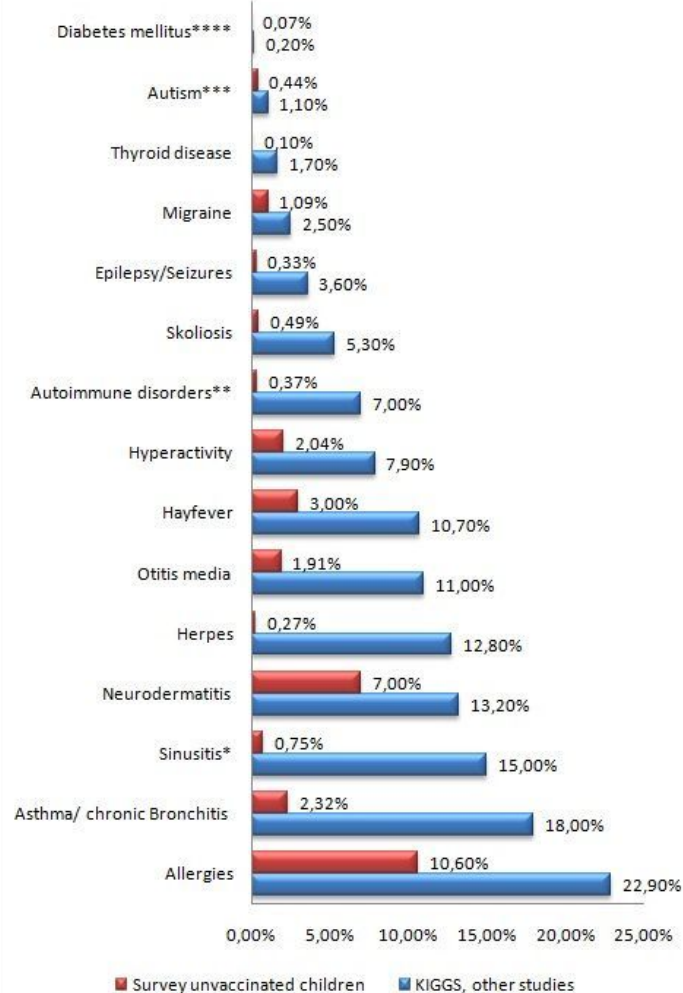
VACCINATED -VS- UNVACCINATED

Control
Group pilot
study key
results



Vaccinated → more health problems

This is from an online survey of 13,000 unvaccinated compared to peer-reviewed survey data of the German vaccinated population



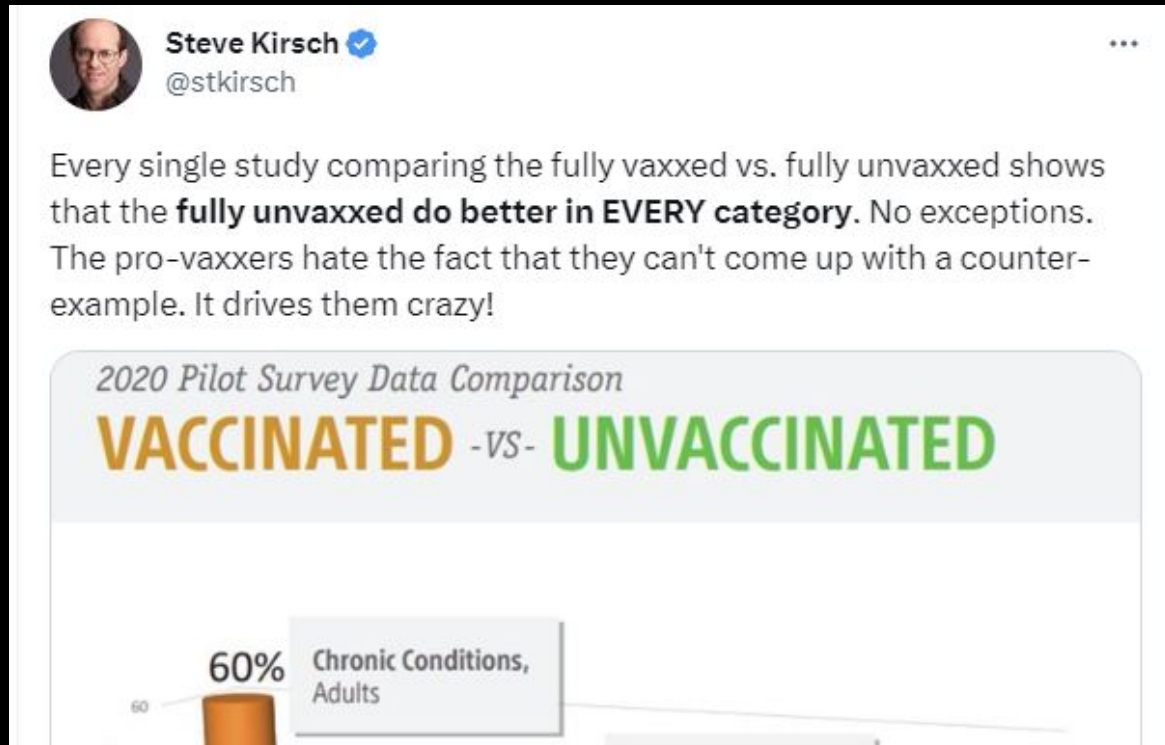
**Number of
vaxxed vs. fully
unvaxxed studies
showing the
opposite result**


0

The pro-vaxxers **HATE** that slide

If you read the replies to this post, you'll find no study that shows the opposite.

Only ad hominem attacks.



Steve Kirsch 
@stkirsch

Every single study comparing the fully vaxxed vs. fully unvaxxed shows that the **fully unvaxxed do better in EVERY category**. No exceptions. The pro-vaxxers hate the fact that they can't come up with a counter-example. It drives them crazy!

2020 Pilot Survey Data Comparison
VACCINATED -VS- **UNVACCINATED**

60% Chronic Conditions, Adults

Category	Vaccinated	Unvaccinated
Chronic Conditions, Adults	60%	

No vaccine has ever been shown to be **safe and effective** in a proper post-marketing data analysis such as the UK publishes:

	Cause of Di	Year	Month	Age gro	Vaccination status	Count of Person-years	Age-standardise	Noted	Lower confid	Upper con
1580	All causes	2023	May	18-39	Unvaccinated	45	210,393	22.9	16.6	30.7
1581	All causes	2023	May	18-39	First dose, less than 21 days ago	<3	0	x	x	x
1582	All causes	2023	May	18-39	First dose, at least 21 days ago	11	46,083	33.9	16.8	61.0
1583	All causes	2023	May	18-39	Second dose, less than 21 days ago	<3	3	x	x	x
1584	All causes	2023	May	18-39	Second dose, at least 21 days ago	55	299,562	20.0	15.1	26.1
1585	All causes	2023	May	18-39	Third dose or booster, less than 21 days ago	<3	0	x	x	x
1586	All causes	2023	May	18-39	Third dose or booster, at least 21 days ago	81	524,042	14.6	11.6	18.2
1587	All causes	2023	May	18-39	Fourth dose or booster, less than 21 days ago	<3	0	x	x	x
1588	All causes	2023	May	18-39	Fourth dose or booster, at least 21 days ago	68	76,837	84.7	64.0	109.6

This is the very latest data published by the UK ONS. If you got the 2nd booster, you are dying at 3.7X higher rate than the unvaccinated. This is why they stopped publishing the data. It was getting really embarrassing.

This is the UK post-marking mortality analysis. It's the right approach, but they refuse to make the record-level data publicly available. What are they trying to hide?

None of the vaccines
in use in the US were
ever tested against a
saline **placebo**.

TURTLES ALL THE WAY DOWN

Vaccine Science and Myth



FOREWORD BY MARY HOLLAND, J.D.
EDITED BY ZOIE O'TOOLE AND MARY HOLLAND

No **data transparency**
of public health data

Nobody will release
the record-level data.



The CDC cannot do post-marketing analysis because **they don't have the vaccine record-level data either!**

The states have the data and the CDC has refused to request it. Why?



The states do have the data, but not in a form that can be used for analysis.

The vax records are unlinked to the death records. So FOIA requests don't work.

Steve Kirsch's newsletter

FOIA request reveals that California isn't able to do adequate vaccine safety studies

Thanks to a FOIA response I just received, it's apparent that California can't do any vaccine safety studies to know if ANY vaccine is safe because the underlying databases don't support it.



STEVE KIRSCH
JUN 15, 2023

526

260

12

Share



TOMÁS J. ARAGÓN, MD, DrPH
Director and State Public Health Officer

State of California—Health and Human Services Agency
California Department of Public Health



GAVIN NEWSOM
Governor

June 12, 2023

Re: Public Records Act Request 18493

Dear Steven Kirsch:

The Department of Public Health (CDPH) received your request on May 5, 2023, for the

More doses → More infections

Cleveland Clinic retrospective [study](#) of 51,000 employees and COVID vaccines.

[Follow up study](#) confirmed it!

medRxiv preprint doi: <https://doi.org/10.1101/2022.12.17.22283625>; this version posted December 19, 2022. The copyright holder for this preprint (which was not certified by peer review) is the author/funder, who has granted medRxiv a license to display the preprint in perpetuity.

It is made available under a [CC-BY-NC-ND 4.0 International license](#).

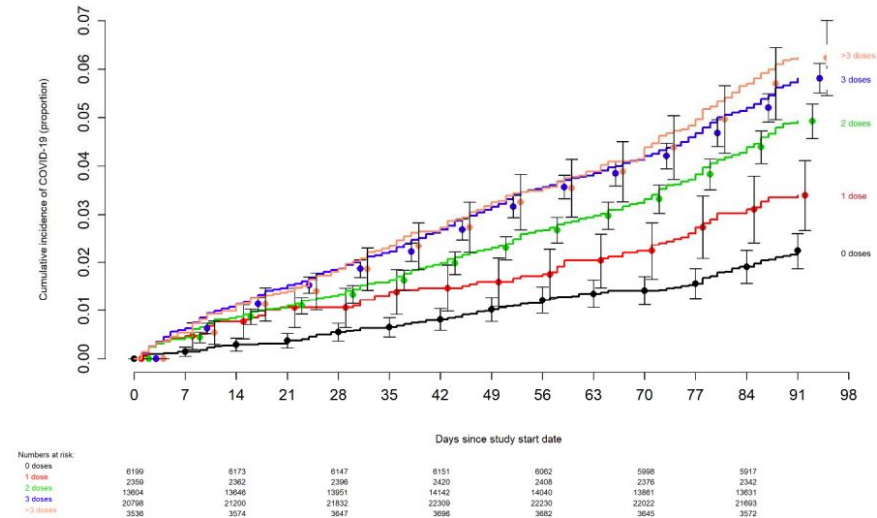


Figure 2. Simon-Makuch plot comparing the cumulative incidence of COVID-19 for subjects stratified by

Natural immunity works!

The same *Cleveland Clinic study* also showed that natural infection *does* protect you (exactly as expected).

Natural infection → good
COVID vaccination → bad

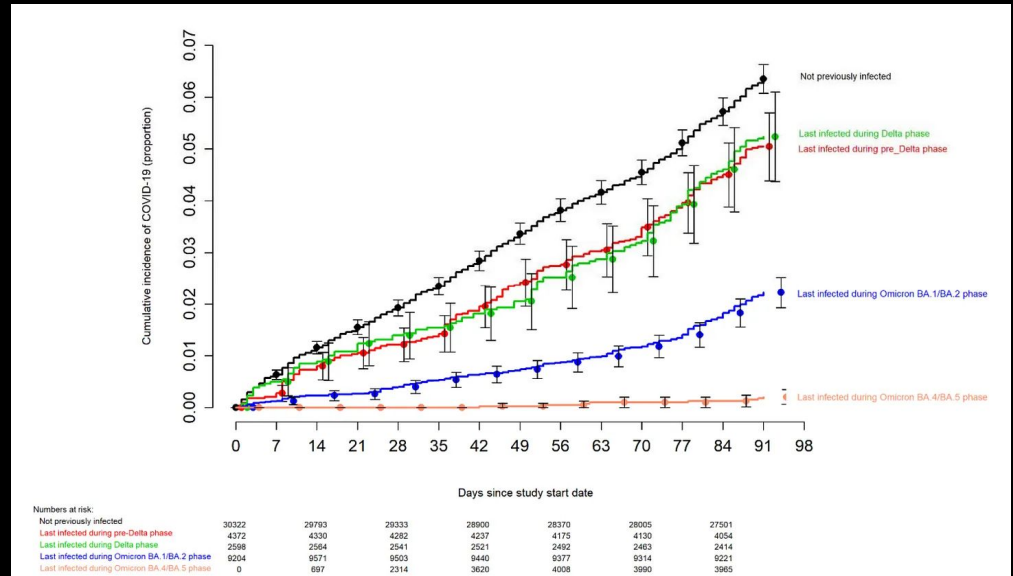
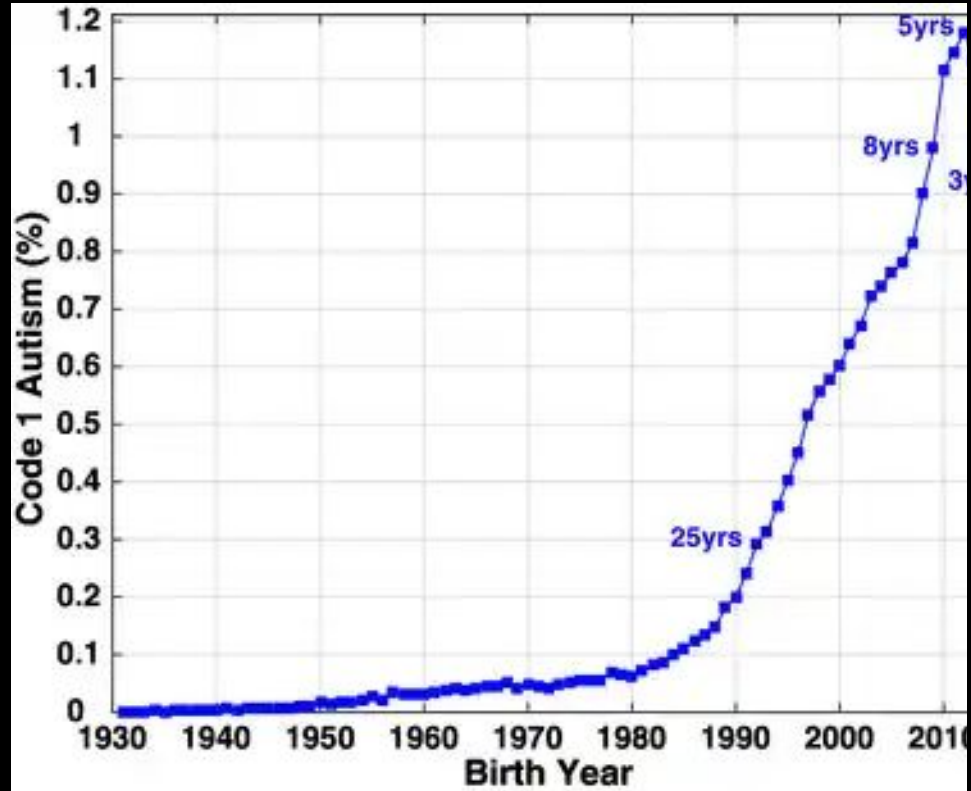


Figure 1. Simon-Makuch plot comparing the cumulative incidence of COVID-19 for subjects stratified by the pandemic phase during which the subject's last prior COVID-19 episode occurred. Day zero was 12 September 2022, the day the bivalent vaccine began to be offered to employees. Point estimates and 95%

Autism

Within 20 years, **half**
the kids in America
could be autistic



22% of households with kids have at least one autistic child according to this survey



"Hey Doc, If vaccines don't cause autism, why do vaccine-makers list it as a possible side effect in their warnings?"



somee cards
user card



Simpsonwood

“It [the association] just won’t go away”

Graham, Laverne

From: Verstraeten, Thomas
 Sent: Friday, December 17, 1999 4:40 PM
 To: 'Robert Davis'
 Cc: Destefano, Frank
 Subject: ~~It just won't go away.~~

Hi,

Attach please find four tables with RRs and three SAS programs:
 Sumstat_alldia_sort (created by TH_anal_nonbob_expl3.txt) has the RRs after PH models adjusted for gender, site and birthyear for all diagnoses included.
 Sumstat_alldia_sort2 has the RR for the conditions that came out to be relevant from the first list.
 Sumstat_alldia_strat (created by TH_anal_bob_str) has the same after stratification for site, year and month of birth, adjusting for gender and leaving out the kids that got HepB immunoglobulines. It differs very little from the previous, except for the coordination disorders.
 Sumstat_bob (created by TH_anal_bob_expl3.txt) has the RRs for the categories of diagnoses, adjusted, not stratified (I did it for one and got basically the same result).
 In the lists you'll also see the sample size for each category and the referent category, some of which are quite small when making 4 categories, reason for using 3 slightly different categories with similar results (Hg3cat1 vs. hg4cat1 and hg3cat3 vs. hg4cat3).
 I added another exposure variable (addcat) in one list that looks at the increase of mercury each month for the first three months, divided by the average bodyweight in the first, second and third month and takes the maximum value of this. This does not show much, to which I would conclude that, except for epilepsy, all the harm is done in the first month.

As these neurologic developmental conditions are very much related (odds of having one when also having the other go from 20 to 100!), I added the first five (called mix) and checked what happened to the RRs. (You get some sort of average.) I will explore the possibility of some sort of factor analysis to replace the conditions by one variable.

As you'll see some of the RRs increase over the categories and I haven't yet found an alternative explanation... Please let me know if you can think of one. Frank proposes we discuss this on a call after NewYear.

Also attached my EIS abstract to get your input.

Happy holidays!

Thomas Verstraeten, M.D.
 Epidemic Intelligence Service Officer
 Vaccine Safety and Development Branch
 National Immunization Program
 Centers for Disease Control and Prevention
 1600, Clifton Road, NE
 Atlanta, GA 30333 MS-E61
 Tel. (404) 639-8327
 Fax (404) 639-8834
 e-mail thv2@cdc.gov

Even after they said thimerosal was removed, it wasn't. You can't trust the drug companies.

Merck Misled on Vaccines, Some Say

BY MYRON LEVIN

MARCH 7, 2005 12 AM PT



TIMES STAFF WRITER

Drug maker Merck & Co. continued to supply infant vaccine containing a mercury-based preservative for two years after declaring that it had eliminated the chemical.

CDC ordered
William
Thompson to
**destroy all data
linking vaccines
and autism but
ONLY for ONE
cohort (the one
with the signal).**

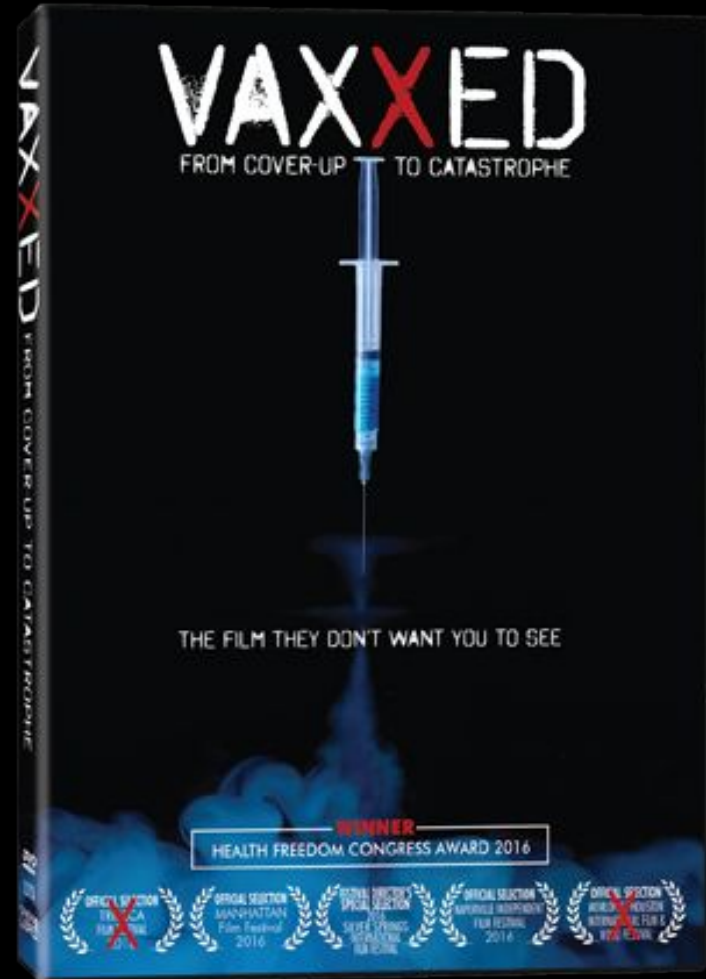
That's how
"science" works.

"I'm just looking at this and I'm like 'Oh my God.'...I cannot believe we did what we did...but we did [bury the data on these children]...It's all there...I have handwritten notes...[I]t's probably the lowest point in my career that I went along with that [2004 MMR] paper."

—Dr. William Thompson,
Senior CDC Scientist



The **full** story





9/11 Revisionist  @911Revisionist · 12m



If you are a parent, you need to watch this video on vaccines:

1986: The Act (Movie 2020)

Video: odysee.com/@wonderingwhat



1



2



2




13



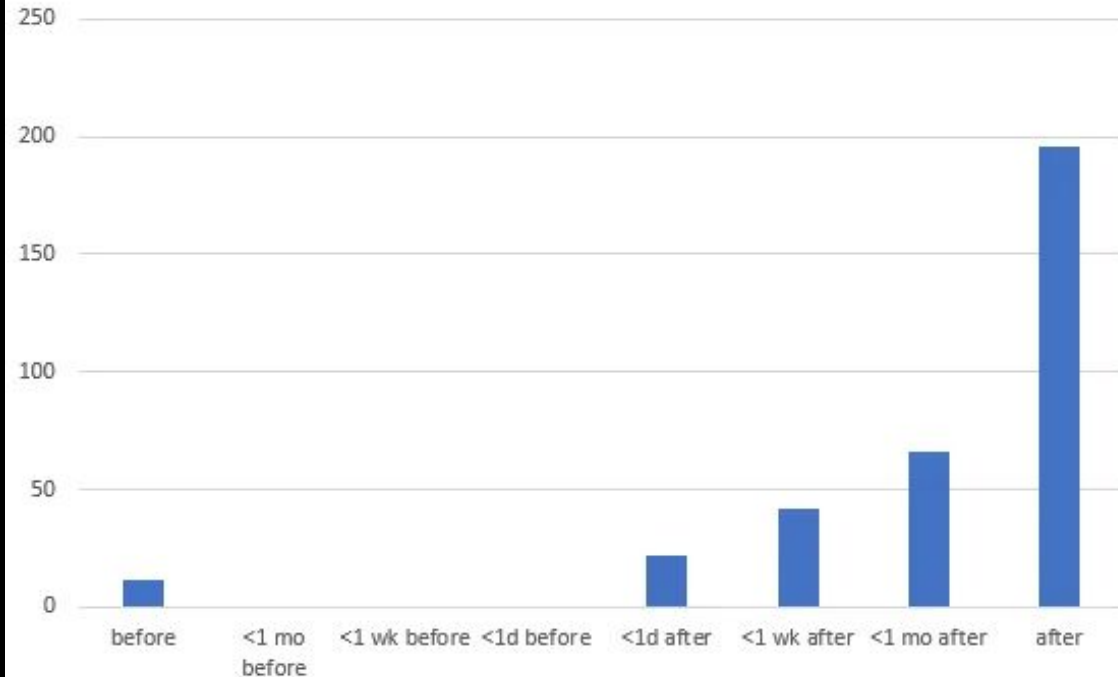
Fraudulent Denmark studies used unreliable data **and then used statistical methods to make the statistically significant signal in the raw data “go away”** Author refused to answer any questions or supply the data.



How do we *know* that vaccines cause autism?



Counts for when parents first observed autistic behaviors relative to nearest vaccination appointment



OR is 169 (95% CI 10.4 - 2747) p=.0003

If that's not causality, I don't know what is. How else do you explain it? Raw odds for <30 day before/after=0:66. That is STUNNING.

If the vaccines are safe, the number of cases of “overnight autism” must be exactly the same before vs. after the shot.

So how come there are ZERO cases 24 hours before the shot?

Not one case. Ever.




Steve Kirsch ✓
@stkirsch

There are **thousands of parents** who report that their child became “**overnight autistic**” <24 hours after a vaccine shot. I personally know dozens of these parents.

So *if vaccines don't cause autism*, there must be an **equal number of parents** who noticed this <24 hours **before** a vaccine appointment.

So... how come nobody has ever heard of such a case?



6:24 AM · Jun 30, 2023 · 11.1K Views

View Tweet analytics

Promote

160 Retweets 2 Quotes 401 Likes 6 Bookmarks


If vaccines don't cause autism, how do you explain this?



Philip Rafferty @PhilipRafferty5 · 2h



Autism Rates for 3,344 Patients At Integrative Pediatrics



1 in 438



1 in 715

vs.



1 in 45

Kennedy News & Views



“We all know vaccines cause autism; we just **aren’t allowed** to talk about it.”

– Richard Frye, one of the world’s top autism researchers. Said in confidence to a fellow autism scientist. Also verified by a major donor.



What you hear
when you
confront them
with all the data

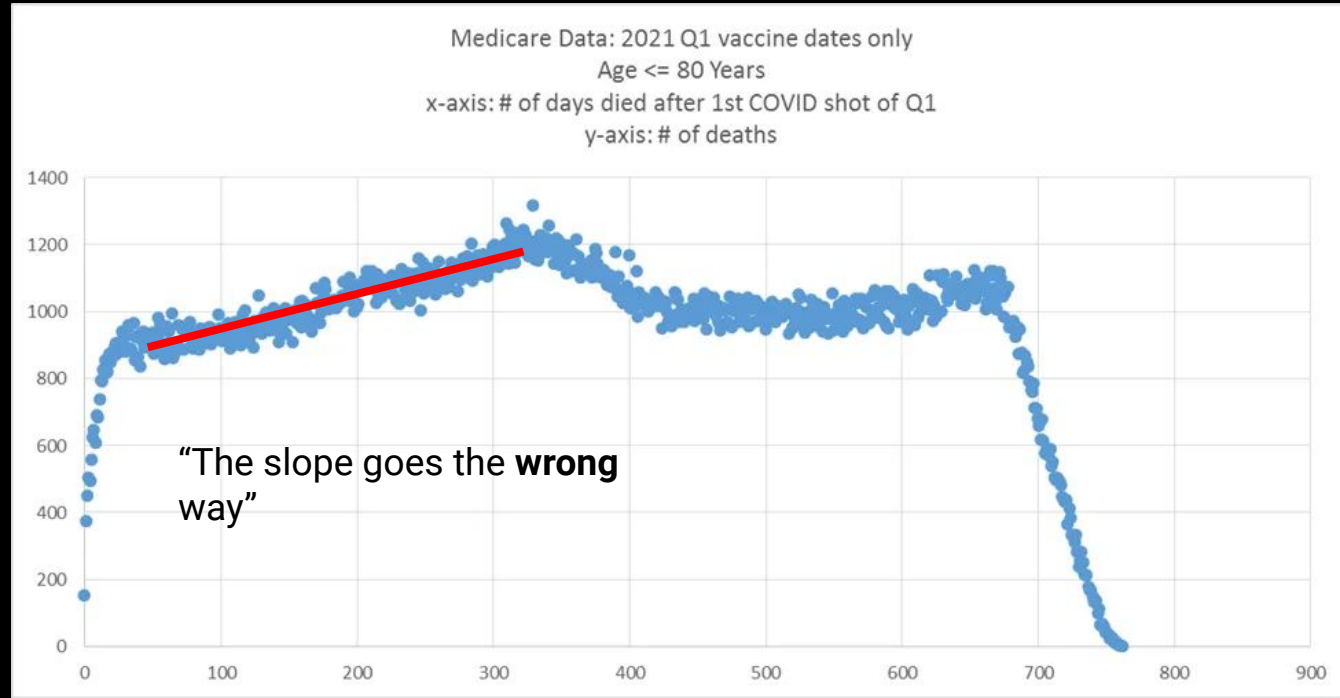


Lack of data transparency

Medicare data
shows the COVID
vaccine
increases risk of
death.

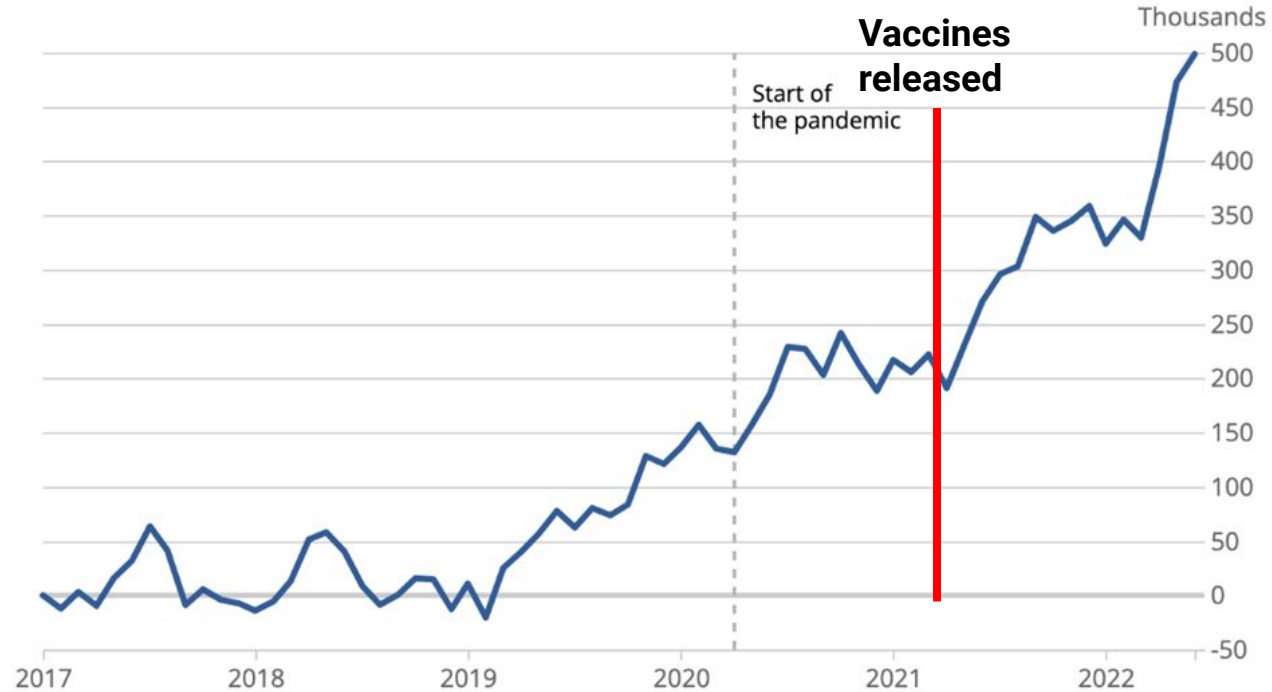
This data is
unavailable to the
public. Why?

Why doesn't the
CDC release the
Medicare data
like I did?



UK: # unable to work (2M baseline)

Why did this skyrocket after the COVID vaccines were released if vaccines work?



Source: Office for National Statistics – Labour Force Survey

Note that the baseline of 2M people is set at 0 for 2019

One day after Brian Hooker found a vaccine-autism link in the VSD, the CDC cut off his access.

Do you think they might be hiding something?

Vaccine Safety Datalink (VSD)

Strengths

- Meets need: scientifically rigorous safety data
- Relatively timely/efficient
- Access to fairly large study populations
- Infrastructure for other studies

Weaknesses

- Not as timely, efficient, or large as desired
- Records incomplete
- Retrospective in nature
- Generalizability uncertain
- Delays in data availability (1.5 years)

In 2005, here's what the CDC Director Judy Gerberding said about doing surveys comparing vaccinated vs. fully unvaccinated

Here's what Judy Gerberding, the CDC Director said in 2005:

I think those kinds of studies could be done and should be done.

Let's speed this up. Let's look for the early studies that could give us at least some hypotheses to test and evaluate and get information flowing through the research pipeline as quickly as we can. So we are committed to doing that.

We think we will be able to provide more accurate information in the next year or so than we've been able to do up to this point. And I know that is our responsibility.

Guess what happened? They did nothing.

**The CDC violates federal law by
refusing to do safety studies every
2 years**

**They've been avoiding this for
>30 years**

THE CENTERS for Disease Control (CDC), the Department of Health and Human Services (HHS), and the National Institute of Health (NIH) refuse to conduct any study comparing the unvaccinated child to his/her peers. While HHS is legally obligated to **conduct safety studies every two years** and report to Congress in accordance with the 1986 National Childhood Vaccine Injury Act, it was admitted in a 2018 court ruling that *none* of these vaccine safety studies were ever conducted over a thirty year span.

This medical fraud has enabled the rise of a predatory vaccine industry and a growing number of “recommended” childhood vaccinations. However, as childhood vaccinations increase, the health of American children has not improved in the past thirty years and respiratory infections are rampant. Visits to the pediatrician have skyrocketed, with chronic health issues becoming a normal way of life for many. *A whopping 54 percent of children and young adults in the U.S. now suffer from chronic illnesses that lead to life-long pharmaceutical prescriptions.*

So Congress introduced a bill to force them to do it in 2009.

It never made it out of committee

Home > Legislation > 111th Congress > H.R.3069

Citation | Subscribe | Share/Save | Site Feedback

H.R.3069 - Comprehensive Comparative Study of Vaccinated and Unvaccinated Populations Act of 2009

111th Congress (2009-2010)

BILL Hide Overview ✕

Sponsor: [Rep. Maloney, Carolyn B. \[D-NY-14\]](#) (Introduced 06/26/2009)

Committees: House - Energy and Commerce

Latest Action: House - 07/07/2009 Referred to the Subcommittee on Health. ([All Actions](#))

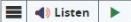
Tracker: ● **Introduced**

More on This Bill
[CBO Cost Estimates \(0\)](#)

Subject — Policy Area:
Health
[View subjects >>](#)

Summary (1) | **Text (1)** | Actions (4) | Titles (2) | Amendments (0) | Cosponsors (9) | Committees (1) | Related Bills (0)

Text: H.R.3069 — 111th Congress (2009-2010) [All Information](#) (Except Text)

 Listen

There is one version of the bill. Text available as: XML/HTML | [XML/HTML \(new window\)](#) | [TXT](#) | [PDF \(117KB\)](#)

Shown Here:
Introduced in House (06/26/2009)

111TH CONGRESS
1ST SESSION

H. R. 3069

Congressman Bill Posey couldn't even get Congress to have CDC scientist William Thompson **testify** on who told him to **destroy the documents linking vaccines and autism.**

They didn't want America to know that the CDC was corrupt.



Not a single state will voluntarily release the record-level data needed to determine safety and efficacy.



Censorship

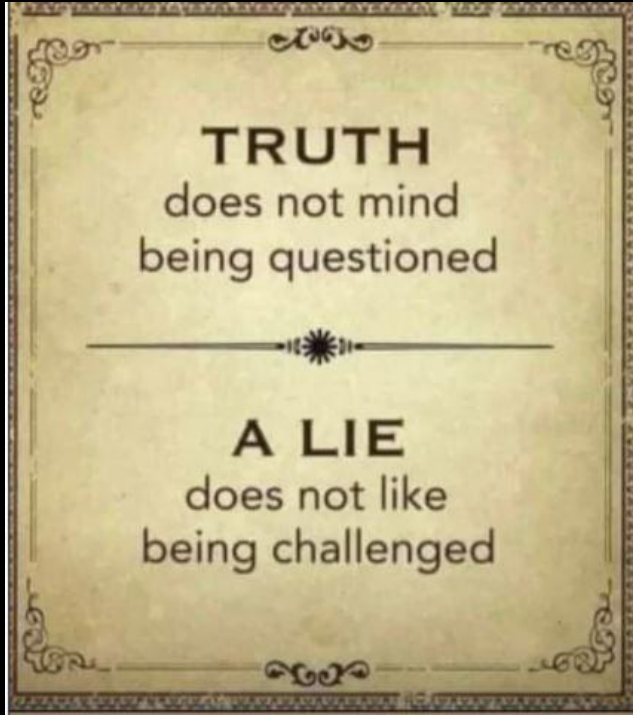


Why does the White House now have a censorship list?

And how come I'm not on it?!?!*

Why do they need to have high-tech companies censor doctors for them?

* This proves that they can't get the science or their censorship list right!



If they really wanted to stop misinformation, they would debate us.

Instead, they all duck and run for cover.



Thread



Steve Kirsch ✓

@stkirsch



The corollary is that **there aren't any scientists who work at the CDC, FDA, or NIH on vaccine safety** because absolutely **all of them refuse to be questioned** about the safety of any vaccines by capable scientists such as **Peter McCullough** or journalists such as **Del Bigtree**



Elon Musk ✓  @elonmusk · 15h

Replying to @farzyness

Any scientist who refuses to be questioned is anything but

5:04 AM · Jun 19, 2023 · **9,487** Views



Steve Kirsch  @stkirsch · 9m ...

And **RFK Jr** and many others **should be able to question these people**. As we know from the discussion between RFK Jr and Paul Offit, Offit ghosted RFK after he was asked to produce the references he promised to justify what he told RFK. **To this day, Offit has never delivered.**



2



10



79



1,736



Steve Kirsch  @stkirsch · 5m ...

My tweet also applies to "scientists" who the CDC and FDA rely upon. None of those people will be questioned either. I once offered **\$1M to any member of the FDA or CDC outside committee who would sit down with me and answer questions on camera**. No takers. Not a single one.



4



7



27



708





“Dr. Lee,

**Do you want to see the Israeli
MOH safety study data?”**

ACIP Chair Stanford Professor Grace Lee



It seems you called the cops on me.

OK, I'll take that as a "NO."



stkirsch

24.4K followers

8 months ago

ACIP Chair Grace Lee called the cops on me

FIRST OPINION

Scientists who express different views on Covid-19 should be heard, not demonized

By Vinay Prasad and Jeffrey S. Flier April 27, 2020

[Reprints](#)

Former Dean
Harvard
Medical School



List of key papers and studies comparing fully vaxxed vs. fully unvaxxed

1. [Mawson paper](#): Vaxxed vs. unvaxxed
2. [Hooker and Miller paper #1](#): Vaxxed vs. unvaxxed
3. [Hooker and Miller paper #2](#): Vaxxed vs. unvaxxed
4. Lyons-Weiler [article](#) and [paper](#): vaxxed vs. unvaxxed
5. Control Group [pilot study](#) description
6. Control Group [Data plots](#) from the pilot study
7. Control Group source data: [file1](#) [file2](#)
8. Control Group study: [Garner paper](#). Note that Figure 2 was used in the “Control Group pilot study key results” slide
9. Excellent [article about the Paul Thomas 10-year study](#). Although retracted, this new [paper](#) (which was not retracted) shows that the retraction of the original study was fraudulent and should be reversed.

Note: The term “Paper” here means “paper published in peer-reviewed medical journal **AND** that is **not retracted**”

Key learnings from the Paul Thomas study

This is why they needed to have it retracted.

2,763 vaxxed vs. 561 unvaxxed followed over 10 years with full records

1. The unvaccinated child required **twenty-five times less pediatric care** over a ten year span.
2. Vaccinated children up to **six times more likely** to suffer from anemia, allergies, sinusitis, and asthma
3. Vaccine-preventable illnesses were not prevalent in the vaccinated or the unvaccinated
4. 0 cases of autism for the 561 born into the practice (vs. 15/894 for those taking the CDC vaccine schedule)

See [\[reference\]](#) for details.

My claim

Every single comparison of the fully vaxxed versus fully unvaxxed in the US that has ever been published in the peer reviewed literature with at least 250 in each cohort and comparing a wide range of health outcomes shows that the unvaxxed are healthier (e.g., fewer chronic diseases, fewer infections, fewer office visits needed).

While there may be benefits from vaccination on specific narrow measures, the problem is that these studies don't look at the big picture.

For example, the DTP vaccine may have lowered the number of DTP cases, but it [increased the all-cause mortality for girls by 2.5X](#).

We do such a poor job testing vaccines that it took scientists [30 years](#) before they figured this out because they weren't looking at the big picture. [Even when the WHO looked at this recently, they didn't find the effect even though it was there](#).

The false list of papers used by pro-vaxxers

Click on the [tweet](#).

None of the papers cited compared the FULLY vaxxed vs. FULLY unvaxxed in the US across a broad range of health outcomes showing the vaxxed had overall better health outcomes.

Oscar, Skeptic. @OscarSkeptic · 3h
[ncbi.nlm.nih.gov/pmc/articles/P...](https://pubmed.ncbi.nlm.nih.gov/articles/PMC2260220/)

pubmed.ncbi.nlm.nih.gov/2260220/

pubmed.ncbi.nlm.nih.gov/24461583/

Vaccinated and Unvaccinated Populations During the 2009 H1N1 Influenza Pandemic

Claudia Velozzi, MD, MPH, Shahed Iqbal, PhD, MBBS, MPH, Brock Stewart, PhD, Jerome Tokars, MD, MPH, and Frank DeStefano, MD, MPH

Guillain-Barré syndrome (GBS) is an acute, monophasic, autoimmune neurologic disorder of the peripheral nerves characterized primarily by muscle weakness and loss of reflexes. Estimates of GBS incidence range from 0.8 to 1.9 cases per 100,000 person-years and higher in males, and increase with age.^{1,2} Although the exact causes of GBS are unknown, they are thought to be triggered by antigenic stimulation resulting in demyelination and damage to the peripheral nerves.³⁻⁶ GBS has been shown to be associated with antecedent gastrointestinal or upper respiratory tract illnesses, including influenza.⁷⁻⁹ Rarely, GBS may follow vaccination.¹⁰⁻¹² During the 1976 swine-origin influenza A pandemic, the risk of GBS was found to

Objectives. We sought to assess risk of Guillain-Barré syndrome (GBS) among influenza A (H1N1) 2009 monovalent (pH1N1) vaccinated and unvaccinated populations at the end of the 2009 pandemic.

Methods. We applied GBS surveillance data from a US population catchment area of 46 million from October 15, 2009, through May 31, 2010. GBS cases meeting Brighton Collaboration criteria were included. We calculated the incidence density ratio (IDR) among pH1N1 vaccinated and unvaccinated populations. We also estimated cumulative GBS risk using life table analysis. Additionally, we used vaccine coverage data and census population estimates to calculate denominators.

Results. There were 392 GBS cases; 64 (16%) occurred after pH1N1 vaccination. The vaccinated population had lower average risk (IDR = 0.83, 95% confidence interval = 0.62, 1.08) and lower cumulative risk (6.6 vs 8.2 cases per million persons, $P = .012$) of GBS.

Conclusions. Our findings suggest that at the end of the influenza season cumulative GBS risk was less among the pH1N1 vaccinated than the unvaccinated population, suggesting the benefit of vaccination as it relates to GBS. The

vaxopedia.org
More Vaccinated vs Unvaccinated Studies
The vaccinated vs unvaccinated studies that anti-vaccine folks don't want you to see...

1 2 159

Other important sources

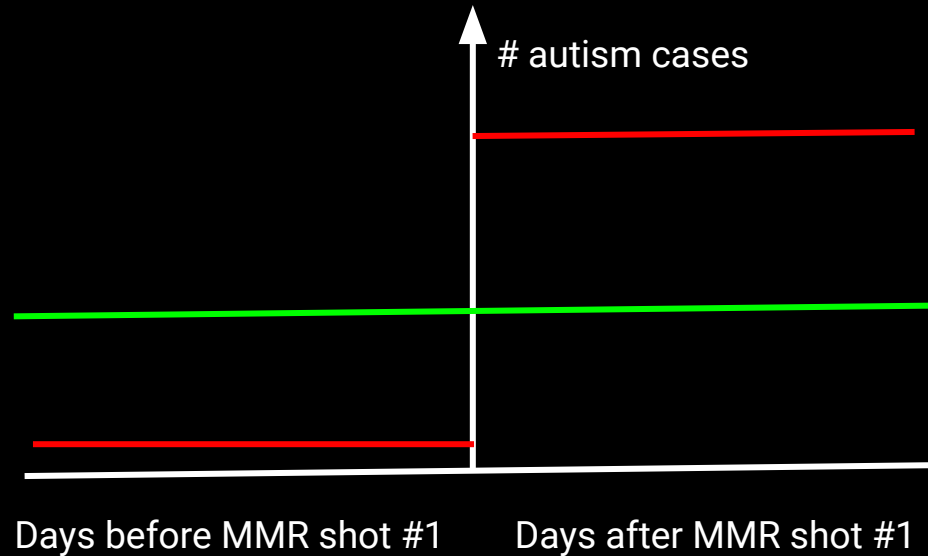
1. [Cleveland Clinic study](#): [paper](#) showing more vaccines → more likely infected
2. Dr. Peter McCullough's [thoughts on why “going natural”](#) is so popular now.
3. [Turtles All The Way Down](#): Shows that there are no safe vaccines.

Videos

1. PA State Senate testimony: See [this tweet](#) (over 2M views). [Full version](#).
2. Paul Thomas discusses his [10-year, 3,000 patient study of vaxxed vs. unvaxxed on The Highwire](#)
3. [Vaxxed](#)
4. [Shots: Eugenics to Plandemics](#) especially at 1:16:00 which points out that the polio **vaccine** crippled 491,000 children in India thanks to the Gates Foundation.
5. [We don't vaccinate movie \(2015\)](#): This movie is excellent
6. [Episode 2: "It's Just A Vitamin" \(Vitamin k\)](#): Short video on the "vitamin K" shot

If you have an open mind, watching **all the videos** on this page alone will result in you becoming an "anti-vaxxer" aka "vaccine risk aware."

The best way to measure whether the MMR vaccine causes autism



Red lines are what we'd expect if vaccines DO cause autism;
Green line is what we'd expect if vaccines DO NOT cause autism.
Guess what we observe in the clinical practices? The red lines.

Evidence that the COVID vaccines killed more people than they saved (a short list)

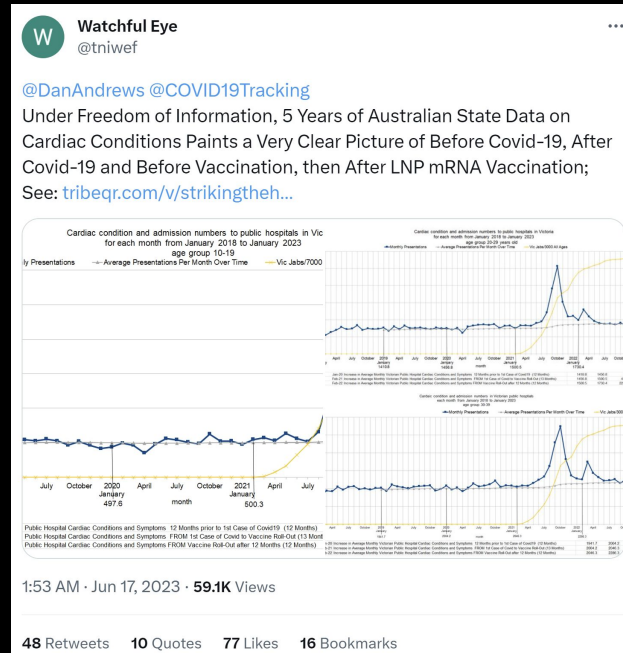
1. The [Medicare data](#) slope goes the wrong way
2. The [German ACM numbers](#)
3. The unvaccinated Amish died at [90X lower rate](#) than the US
4. The [Devil's advocate analysis](#) has never been attacked. What is wrong?
5. Nobody can find the name of a **single nursing home** in the US where the death rates significantly dropped after the COVID vaccines rolled out. If the vaccine really worked, **they should be EASY to find**.
6. The rate of young people dying in hospitals from unknown causes increased **AFTER** the vaccines rolled out. Wasn't it supposed to go **DOWN**???
7. Nobody can explain why there were so many VAERS death reports all of a sudden starting in 2021. It wasn't over-reporting of "background deaths" because, as we all know, the "cause of death mix" isn't consistent with "background death" causes. So these were **NOT** background deaths. If it wasn't the vaccine, what caused these deaths?

Evidence that the COVID vaccines killed more people than they saved (page 2)

1. You can [see the Alberta data here](#). Look at shot #1 deaths. How can 20 deaths drop down so fast? That's not the drug working. That's a death spike due to the vaccine.
2. See [this tweet about 0 to 14 year old deaths](#). Why did the excess deaths go up in Euromomo after the shots rolled out? You can see this most clearly on the 0 to 14 [Cumulative Excess Mortality graphs](#) where mid-2021 things start going up at an unmatched rate.
3. The rate of [COVID deaths in Ontario in 2022 went up 39% while COVID hospitalization went up by 31%](#). That's a problem because the variants are less deadly so COVID deaths have to go up LESS than hospitalization. The only way this can happen is **if the vaccines are making people more likely to die from COVID**. There's no other explanation.

Evidence that the COVID vaccines killed more people than they saved (page 3)

1. This [tweet is devastating](#). From Australia FOIA request on cardiac incidents showing jabs are correlated with cardiac admissions in all age groups.



Tweets like these are hard to explain if vaccines don't cause autism. I see these all the time...



AmandathebraveRN @apparentlymandy · 7h



I've been an RN for 10 yrs and have taken care of multiple autistic children (approx 50-75). Both the child's parents and neurologist agreed the timeline and progression of symptoms/chief complaints directly correlated w/ recent vaccinations, more specifically MMR.



Vitamin K shot

1. [This tweet](#) describes the dangers of benzyl alcohol and polysorbate 80.
2. Safer alternatives to the injection include:
 - a. [Vitamin K drops](#)
 - b. Supplementing with baby formula. [“There are virtually no reports of VKDB occurring in infants who are formula fed”](#)

Euromomo 0 - 14 year olds

The slope goes ballistic starting min 2021. Similar slope in 2022 (look at the y-intercept at end of year). And 2023 is on an even higher trajectory than 2022.

WEEK RANGE

Week 0

Week 52

SHOW

Weekly

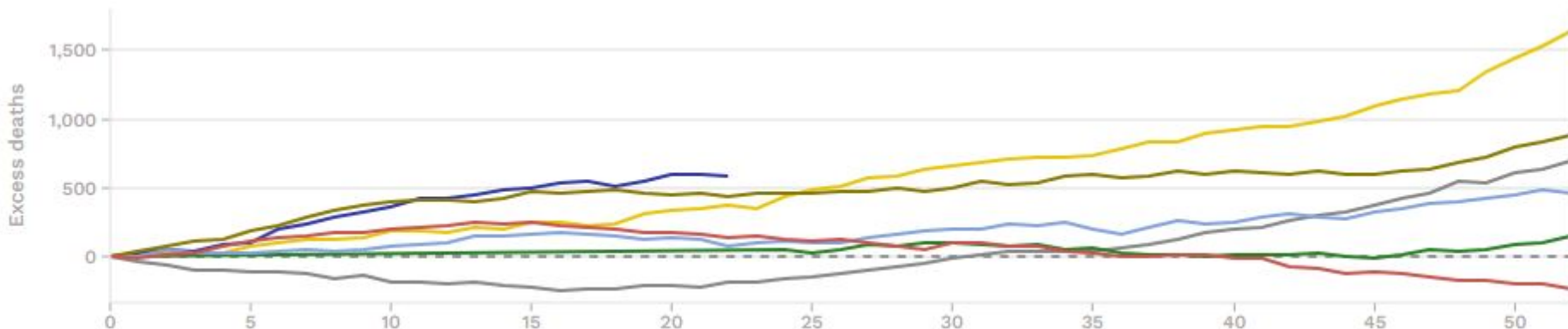
Cumulated

Week 0

Week 52

---- Baseline 2017 2018 2019 2020 2021 2022 2023

0-14 years



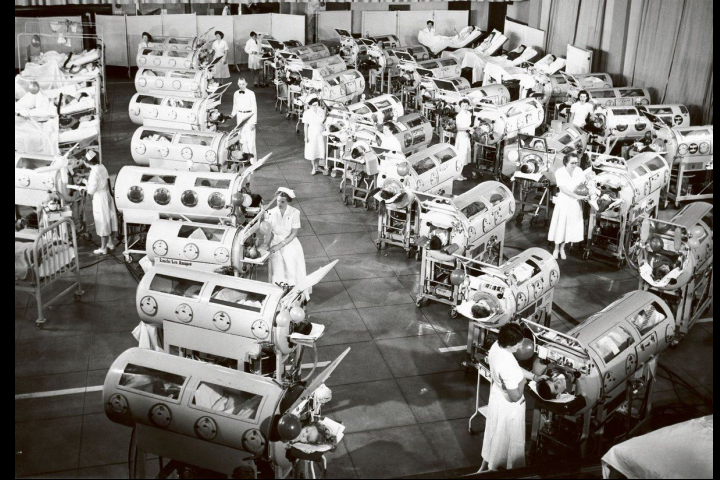
The real story of polio

See [this tweet](#) which links to the [superb thread by Forrest Maredy](#), author of a [5-star book on polio on Amazon](#) which goes into the history of polio.

You can also [read the thread here](#). See 53-57 for the real story about the photo at the right.

The bottom line: (1) pesticides and other environmental factors have probably produced far more cases of polio than the virus has, and (2) the Salk and Sabin vaccines **probably didn't make much, if any, difference**.

See also this [tweet](#) thread about Gates, India, and the polio vaccine and [the paper showing 491K kids who were paralyzed by the OPV](#) (see also [this article](#)). Note the comma was misplaced in Table 2 (showed as "49,1704").



The real story of Smallpox


[VACCINATION proved Useless & Dangerous from 45yrs of registration statistics](#) by Alfred R. Wallace, 1889.

This book covers 45 years of vaccine FAILURES including an INCREASE in death from other diseases (ie. first comparison of vaccinated vs. unvaccinated).

It shows that the Smallpox vaccine didn't save any lives and that one of the most severe epidemics of Smallpox on record, ... occurred after 33 years of official, compulsory, and penal vaccination."

REECE
COLLECTION

1889



VACCINATION

Proved Useless & Dangerous

FROM FORTY-FIVE YEARS OF
REGISTRATION STATISTICS.

ALFRED R. WALLACE, LL.D.

Other notes

1. There are no post-marketing studies showing any vaccine is safe where “safe” is the Paul Offit definition of killing fewer than 1 per M doses. See [my article “Is it safe?” for details](#).
2. [Generation Rescue study](#): Large study done by a third party polling firm, confirms the peer reviewed papers: unvaxxed have better health outcomes.
3. Some people claim, without evidence, that the unvaccinated are all dead and regretted their decision right before they died. But the people who claim that will never show me a study of the average age of death of the fully unvaxxed vs. fully vaxxed. In fact, the average age of death of fully unvaccinated Amish is in their mid 80’s. For Americans, it’s 77. That’s very problematic for them.

A simple way to prove I'm wrong on vaccines causing autism

If you think vaccines don't cause autism, simply do the following:

1. Tell me what your "more likely" hypothesis is that is a BETTER fit to ALL the data.
2. Answer [all the questions](#) I had on the Madsen study that Professor Hviid declined to answer.
3. Show the before:after stats. Only one phone call is needed to determine which hypothesis is correct. See [this article](#) for details on the stats.

List of papers linking vaccines and autism

[_ncbi.nlm.nih.gov/pubmed/21623535](https://pubmed.ncbi.nlm.nih.gov/pubmed/21623535)
[_ncbi.nlm.nih.gov/pubmed/24995277](https://pubmed.ncbi.nlm.nih.gov/pubmed/24995277)
[_ncbi.nlm.nih.gov/pubmed/21058170](https://pubmed.ncbi.nlm.nih.gov/pubmed/21058170)
[_ncbi.nlm.nih.gov/pubmed/25377033](https://pubmed.ncbi.nlm.nih.gov/pubmed/25377033)
[_ncbi.nlm.nih.gov/pubmed/21058170](https://pubmed.ncbi.nlm.nih.gov/pubmed/21058170)
[_ncbi.nlm.nih.gov/pubmed/22099159](https://pubmed.ncbi.nlm.nih.gov/pubmed/22099159)
[_ncbi.nlm.nih.gov/pubmed/19106436](https://pubmed.ncbi.nlm.nih.gov/pubmed/19106436)
[_ncbi.nlm.nih.gov/pubmed/17454560](https://pubmed.ncbi.nlm.nih.gov/pubmed/17454560)
[_ncbi.nlm.nih.gov/pubmed/19106436](https://pubmed.ncbi.nlm.nih.gov/pubmed/19106436)
[_ncbi.nlm.nih.gov/pubmed/21299355](https://pubmed.ncbi.nlm.nih.gov/pubmed/21299355)
[_ncbi.nlm.nih.gov/pubmed/21907498](https://pubmed.ncbi.nlm.nih.gov/pubmed/21907498)
[_ncbi.nlm.nih.gov/pubmed/11339848](https://pubmed.ncbi.nlm.nih.gov/pubmed/11339848)
[_ncbi.nlm.nih.gov/pubmed/17674242](https://pubmed.ncbi.nlm.nih.gov/pubmed/17674242)
[_ncbi.nlm.nih.gov/pubmed/21993250](https://pubmed.ncbi.nlm.nih.gov/pubmed/21993250)
[_ncbi.nlm.nih.gov/pubmed/15780490](https://pubmed.ncbi.nlm.nih.gov/pubmed/15780490)
[_ncbi.nlm.nih.gov/pubmed/12933322](https://pubmed.ncbi.nlm.nih.gov/pubmed/12933322)
[_ncbi.nlm.nih.gov/pubmed/16870260](https://pubmed.ncbi.nlm.nih.gov/pubmed/16870260)
[_ncbi.nlm.nih.gov/pubmed/19043938](https://pubmed.ncbi.nlm.nih.gov/pubmed/19043938)
[_ncbi.nlm.nih.gov/pubmed/12142947](https://pubmed.ncbi.nlm.nih.gov/pubmed/12142947)
[_ncbi.nlm.nih.gov/pubmed/24675092](https://pubmed.ncbi.nlm.nih.gov/pubmed/24675092)

Or [see this tweet](#). Somehow, the “fact checkers” seem to miss all these studies and **only cite the papers supporting their narrative** as if those are the only papers on the topic.

[168 papers](#) showing the link between vaccines and autism. [30 more](#). Here’s an [Scribd link to the 30 papers](#).

220 papers linking vaccines and autism

Autism mom Ginger Taylor compiled a list of **220 studies** showing the link between vaccines and autism.

Here's the list as a single download.

Compare to the 164 studies claiming no link.

Note that $220 > 164$.

To win my \$5M bet, all you need to do is show that all 220 papers are fraudulent. Easy, right?

Here are some key papers linking autism and vaccines

DeLong G. A positive association found between autism prevalence and childhood vaccination uptake across the U.S. population. *J Toxicol Environ Health A* 2011; 74: 903–916. [[PubMed](#)] [[Google Scholar](#)]

Geier DA, Geier MR. A comparative evaluation of the effects of MMR immunization and mercury doses from thimerosal-containing childhood vaccines on the population prevalence of autism. *Med Sci Monit.* 2004 Mar;10(3):PI33-9. Epub 2004 Mar 1. PMID: 14976450. [[PubMed](#)]

The association has been known for years, but **people ignore it because they are told that vaccines don't cause autism so they ignore papers that go against their belief system.**

That's how most scientists operate.

400 papers showing vaccines are not as safe as they claimed

[Miller's Review of Critical Vaccine Studies: 400 Important Scientific Papers Summarized for Parents and Researchers](#)

Many people sincerely believe that all vaccines are safe, adverse reactions are rare, and no peer-reviewed scientific studies exist showing that vaccines can cause harm. This book — *Miller's Review of Critical Vaccine Studies* — provides the other side of the story that is not commonly told. It contains summaries of 400 important scientific papers to help parents and researchers enhance their understanding of vaccinations.

"This book should be required reading for every doctor, medical student and parent.

Copyrighted Material

MILLER'S REVIEW *of* CRITICAL VACCINE STUDIES

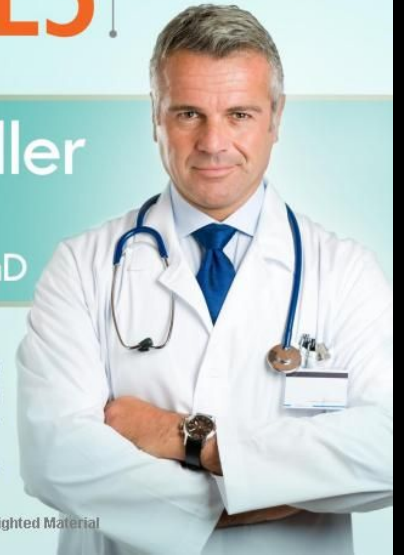
400
Important
Scientific
Papers
Summarized
for Parents
and
Researchers

Neil Z. Miller

Foreword by
Gary Goldman, PhD

"I recommend this book to any parent who has questions about vaccines and wants to be factually educated to make informed decisions."

—Gabriel Cousens, MD, MD(H), DD



67 studies show vaxxed kids are worse off

Published in scientific and medical journals which inarguably show how vaccinated children suffer far higher rates of chronic diseases and illnesses than unvaccinated children... (see this [presentation](#)). Or [see this tweet](#).

A note about scientific evidence

There are some people who demand RCTs to prove causality. These people are not scientists. Scientists consider all evidence and look to find **which hypothesis is the most likely to be correct.**

Evidence doesn't require a control group. For example if 100 kids gets the vax and 20 kids develop autism behaviors within 24 hours of the shots, this is statistically highly unlikely if the shots aren't causing the effect. That's "evidence."

Quite often, the anecdotal evidence that can be VERIFIED can provide stronger proof than double-blind randomized controlled trials. For example in DB RCTs, the investigators often claim that "none of the deaths were JUDGED to be caused by the vaccine." This is what they did in the Pfizer trial. It was done without evidence (such as the histopathology studies using the proper stains).

They claim our papers are wrong and theirs are right.

Oh really?

Thomas study was retracted, but this new paper (not retracted) proves the Thomas paper retraction was unethical.

They rely on discredited studies. These papers are cited frequently and are flawed:

Denmark autism study (Madsen): debunked

Amish death study (Stein): debunked

Glyphosate and autism: the link



People don't want to hear this, but it seems important, and maybe people are ready to hear it now in 2023: Glyphosate is in vaccines. It was found in vaccines in 2016, but has probably been in vaccines, in small but increasing amounts, since the late 1970s.

In 2016, the nonprofit Moms Across America sent five childhood vaccines to Microbe Inotech Laboratories to be tested for glyphosate. Using the ELISA test, glyphosate was found in all five vaccines, at 0.107 to 2.671 parts per billion. The MMR vaccine, which is grown as a live culture on gelatin, contained the most glyphosate. Additional tests from multiple labs on 19 vaccines confirmed the contamination; this was reported on in the peer-reviewed paper “Glyphosate pathways to modern diseases VI: Prions, amyloidoses and autoimmune neurological diseases,” published in *Journal of Biological Physics and Chemistry* in 2016.

Why is glyphosate, which causes or contributes to most-to-all diseases and disorders, including cancer and autism, in vaccines? Because (1) vaccines contain soy, sucrose, fructose, lactose, bovine serum, and egg protein derived from non-organic, glyphosate-contaminated sources; (2) vaccines contain gelatin derived from pigs and cows fed heavily glyphosate-contaminated soy, corn, and beet pulp; (3) viruses are grown on cultures containing glyphosate-contaminated sugar and other glyphosate-contaminated ingredients.



For Our Rights @LevanaLomma1 · Sep 16, 2018



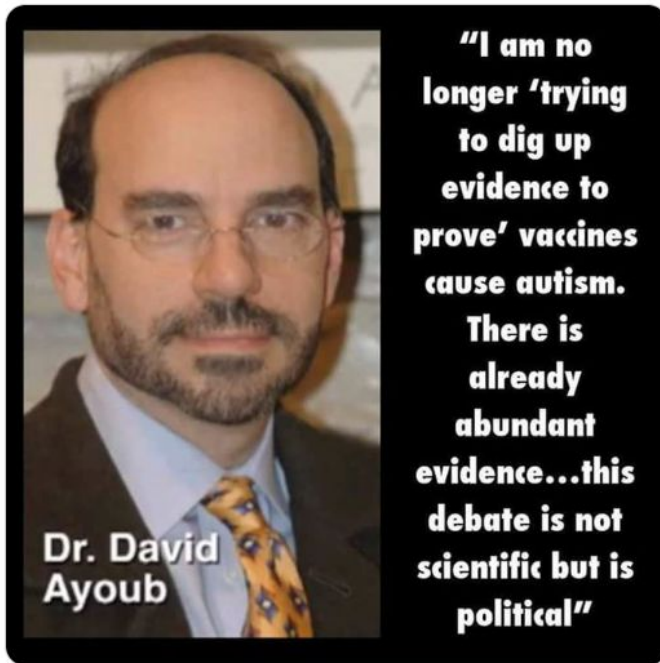
Replying to @snake_adia @Charbrevolution and @JennieD87831281

153 Research Papers Supporting the Vaccine/Autism Link

scribd.com/doc/220807175/...

30 Scientific Studies Showing the Link between Vaccines and Autism

healthimpactnews.com/2013/30-scient...



1



6



8

